



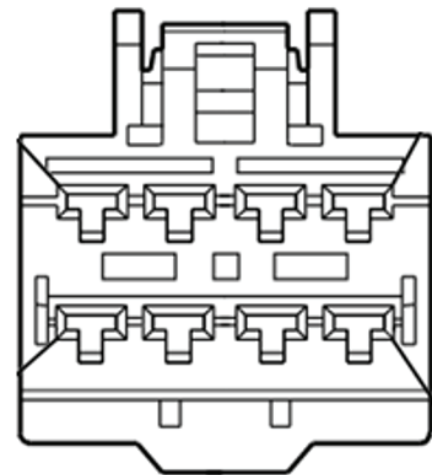
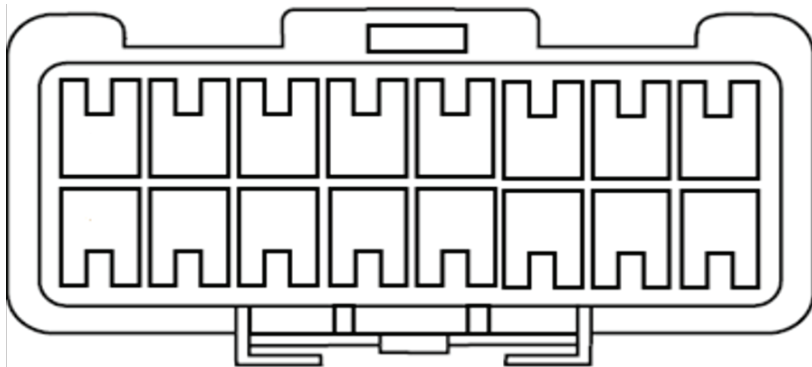
AXDSPX-ETH1 Speaker assignment

Cadillac XT4 2019-23 with Bose and RPO of UQG

Amplifier Location: Left Rear, Behind Quarter Panel

16 Pin Amplifier Bypass Harness (Factory Amp Location)				8 Pin Amplifier Bypass Harness (Factory Amp Location)			
Speaker Location	Label Name	Axxess Color	Polarity	Speaker Location	Label Name	Axxess Color	Polarity
RIGHT REAR SPK	SPK1	PINK	+	Right Front	SPK 09	RED	+
		PINK/BLACK	-			BLACK	-
LEFT REAR SPK	SPK2	BLUE	+	N/A	SPK 10	GRAY	+
		BLUE/BLACK	-			GRAY/BLACK	-
RIGHT FRONT MID	SPK3	RED/WHITE	+	Left Front	SPK 11	WHITE	+
		RED/BLACK	-			WHITE/BLACK	-
CENTER	SPK4	PURPLE	+				
		PURPLE/BLACK	-				
LEFT FRONT MID	SPK5	GREEN	+				
		GREEN/BLACK	-				
N/A	SPK6	ORANGE	+				
		ORANGE/BLACK	-				
N/A	SPK7	ORANGE	+				
		ORANGE/BLACK	-				
N/A	SPK8	YELLOW	+				
		YELLOW/BLACK	-				

USE LD-DSP-ETH1





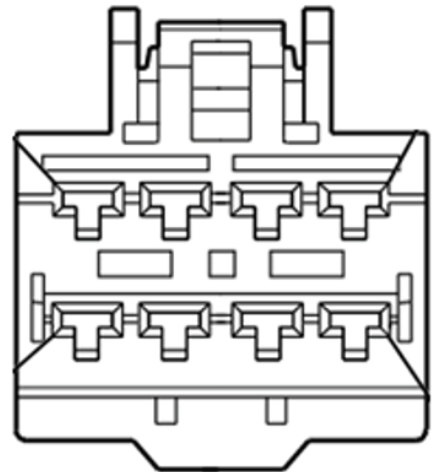
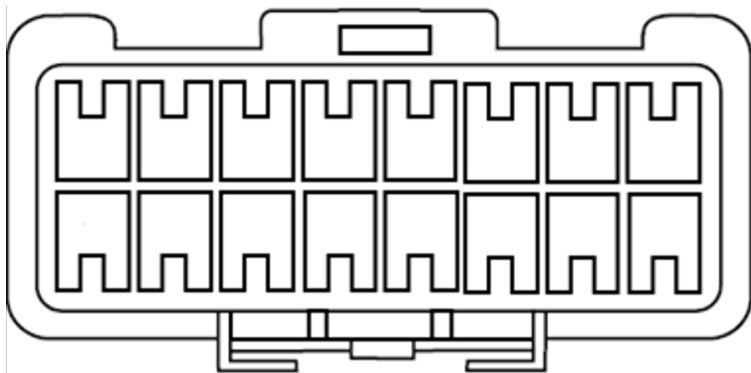
AXDSPX-ETH1 Speaker assignment

Cadillac XT4 2019-23 with Bose and RPO of UQS

Amplifier Location: Left Rear, Behind Quarter Panel

16 Pin Amplifier Bypass Harness (Factory Amp Location)				8 Pin Amplifier Bypass Harness (Factory Amp Location)			
Speaker Location	Label Name	Axxess Color	Polarity	Speaker Location	Label Name	Axxess Color	Polarity
N/A	SPK1	PINK	+	Right Front	SPK 09	RED	+
		PINK/BLACK	-			BLACK	-
N/A	SPK2	BLUE	+	N/A	SPK 10	GRAY	+
		BLUE/BLACK	-			GRAY/BLACK	-
N/A	SPK3	RED/WHITE	+	Left Front	SPK 11	WHITE	+
		RED/BLACK	-			WHITE/BLACK	-
Right Rear	SPK4	PURPLE	+				
		PURPLE/BLACK	-				
Left Rear	SPK5	GREEN	+				
		GREEN/BLACK	-				
Left rear Mid	SPK6	ORANGE	+				
		ORANGE/BLACK	-				
Center	SPK7	ORANGE	+				
		ORANGE/BLACK	-				
N/A	SPK8	YELLOW	+				
		YELLOW/BLACK	-				

USE LD-DSP-ETH1





AXDSPX-ETH1 Speaker assignment

Chevy Blazer 2019-Up with Bose and RPO of IOT

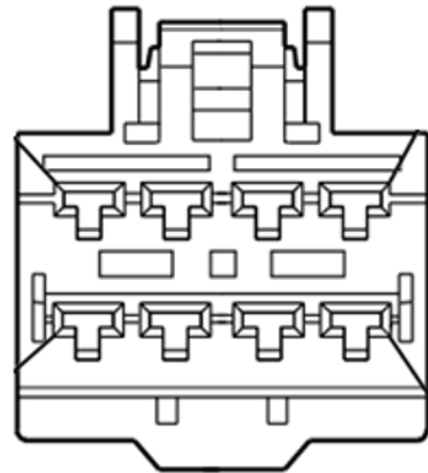
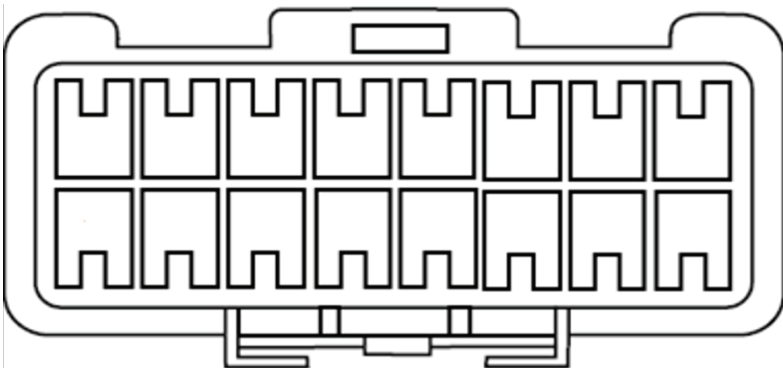
Amplifier Location: Center Front of Center Console

16 Pin Amplifier Bypass Harness (Factory Amp Location)

8 Pin Amplifier Bypass Harness (Factory Amp Location)

Speaker Location	Label Name	Axxess Color	Polarity	Speaker Location	Label Name	Axxess Color	Polarity
N/A	SPK1	PINK	+	Right Sub	SPK 09	RED	+
		PINK/BLACK	-			BLACK	-
N/A	SPK2	BLUE	+	Right Front	SPK 10	GRAY	+
		BLUE/BLACK	-			GRAY/BLACK	-
Center	SPK3	RED/WHITE	+	Left Front	SPK 11	WHITE	+
		RED/BLACK	-			WHITE/BLACK	-
Right Rear	SPK4	PURPLE	+				
		PURPLE/BLACK	-				
Left Rear	SPK5	GREEN	+				
		GREEN/BLACK	-				
N/A	SPK6	ORANGE	+				
		ORANGE/BLACK	-				
N/A	SPK7	ORANGE	+				
		ORANGE/BLACK	-				
N/A	SPK8	YELLOW	+				
		YELLOW/BLACK	-				

USE LD-DSP-ETH1





AXDSPX-ETH1 Speaker assignment

Chevy Camaro 2019-Up with Bose and RPO of UQA w/CM8

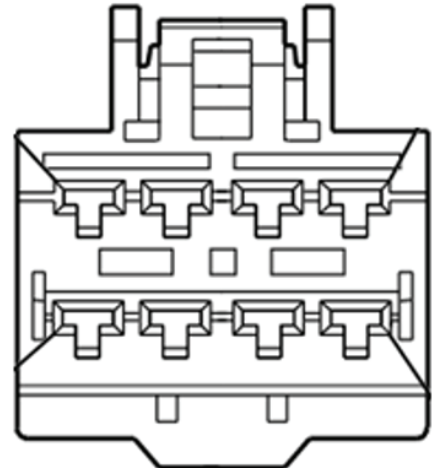
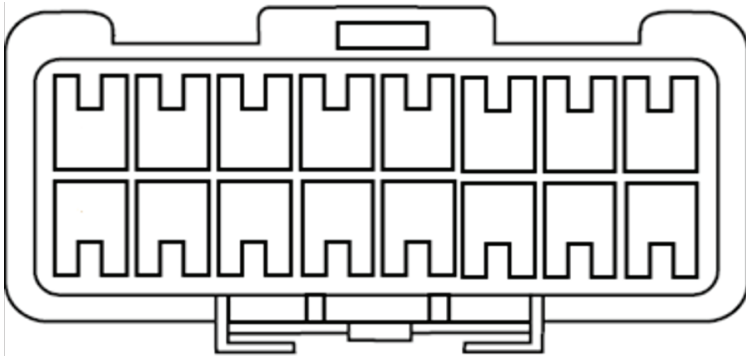
Amplifier Location: Center Rear of Trunk

16 Pin Amplifier Bypass Harness (Factory Amp Location)

8 Pin Amplifier Bypass Harness (Factory Amp Location)

Speaker Location	Label Name	Axxess Color	Polarity	Speaker Location	Label Name	Axxess Color	Polarity
N/A	SPK1	PINK	+	Right Front	SPK 09	RED	+
		PINK/BLACK	-			BLACK	-
N/A	SPK2	BLUE	+	Right Front	SPK 10	GRAY	+
		BLUE/BLACK	-			GRAY/BLACK	-
Left Front tweet	SPK3	RED/WHITE	+	Left Front	SPK 11	WHITE	+
		RED/BLACK	-			WHITE/BLACK	-
Right Rear	SPK4	PURPLE	+				
		PURPLE/BLACK	-				
Left Rear	SPK5	GREEN	+				
		GREEN/BLACK	-				
N/A	SPK6	ORANGE	+				
		ORANGE/BLACK	-				
Center	SPK7	ORANGE	+				
		ORANGE/BLACK	-				
Right Sub	SPK8	YELLOW	+				
		YELLOW/BLACK	-				

USE LD-DSP-ETH1





AXDSPX-ETH1 Speaker assignment

Chevy Camaro 2019-Up with Bose and RPO of UQA w/o CM8

Amplifier Location: Center Rear of Trunk

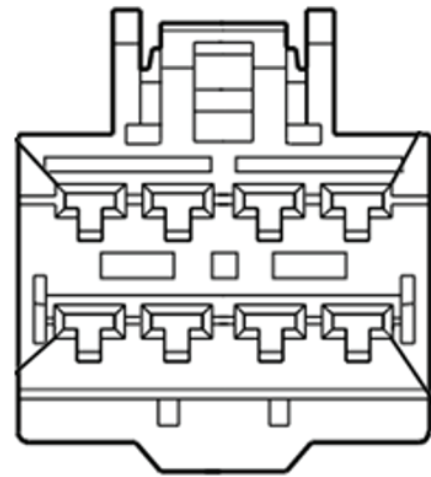
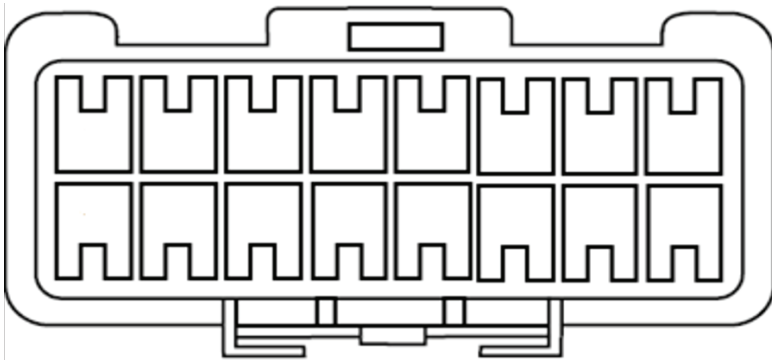
16 Pin Amplifier Bypass Harness (Factory Amp Location)

8 Pin Amplifier Bypass Harness (Factory Amp Location)

Speaker Location	Label Name	Axxess Color	Polarity
N/A	SPK1	PINK	+
		PINK/BLACK	-
N/A	SPK2	BLUE	+
		BLUE/BLACK	-
Left Front tweet	SPK3	RED/WHITE	+
		RED/BLACK	-
Right Rear	SPK4	PURPLE	+
		PURPLE/BLACK	-
Left Rear	SPK5	GREEN	+
		GREEN/BLACK	-
N/A	SPK6	ORANGE	+
		ORANGE/BLACK	-
Center	SPK7	ORANGE	+
		ORANGE/BLACK	-
Right Sub	SPK8	YELLOW	+
		YELLOW/BLACK	-

Speaker Location	Label Name	Axxess Color	Polarity
Left Sub	SPK 09	RED	+
		BLACK	-
Right Front	SPK 10	GRAY	+
		GRAY/BLACK	-
Left Front	SPK 11	WHITE	+
		WHITE/BLACK	-

USE LD-DSP-ETH1





AXDSPX-ETH1 Speaker assignment

Chevy Cheyenne 2019-21 with Bose and RPO of UQA

Amplifer Location: Center rear wall behind seat

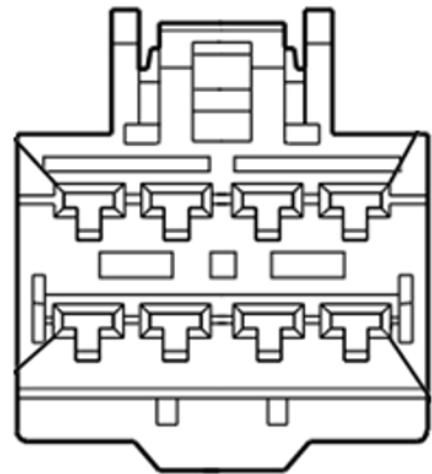
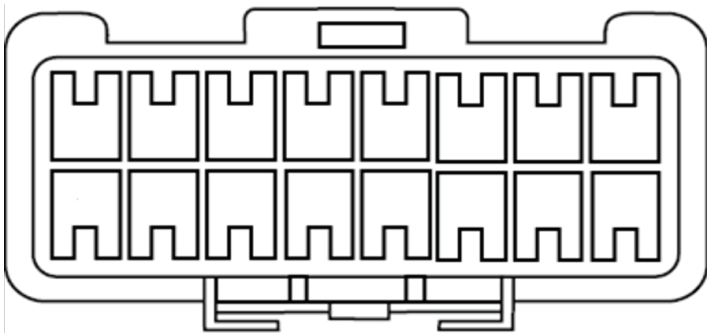
16 Pin Amplifier Bypass Harness (Factory Amp Location)

8 Pin Amplifier Bypass Harness (Factory Amp Location)

Speaker Location	Label Name	Axxess Color	Polarity
N/A	SPK1	PINK	+
		PINK/BLACK	-
Right Front Mid	SPK2	BLUE	+
		BLUE/BLACK	-
Left Front Mid	SPK3	RED/WHITE	+
		RED/BLACK	-
Right Rear	SPK4	PURPLE	+
		PURPLE/BLACK	-
Left Rear	SPK5	GREEN	+
		GREEN/BLACK	-
N/A	SPK6	ORANGE	+
		ORANGE/BLACK	-
N/A	SPK7	ORANGE	+
		ORANGE/BLACK	-
N/A	SPK8	YELLOW	+
		YELLOW/BLACK	-

Speaker Location	Label Name	Axxess Color	Polarity
Sub	SPK 09	RED	+
		BLACK	-
Right Front	SPK 10	GRAY	+
		GRAY/BLACK	-
Left Front	SPK 11	WHITE	+
		WHITE/BLACK	-

USE LD-DSP-ETH1



What Fits My Vehicle? See the [Vehicle Fit Guide](#) at [AxxessInterfaces.com](https://www.AxxessInterfaces.com)



© COPYRIGHT 2024 METRA ELECTRONICS CORPORATION



AXDSPX-ETH1 Speaker assignment

Chevy Cheyenne 2022-23 with Bose and RPO of UQA

Amplifier Location: Center rear wall behind seat

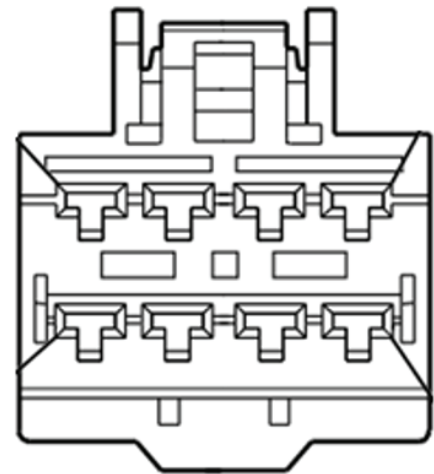
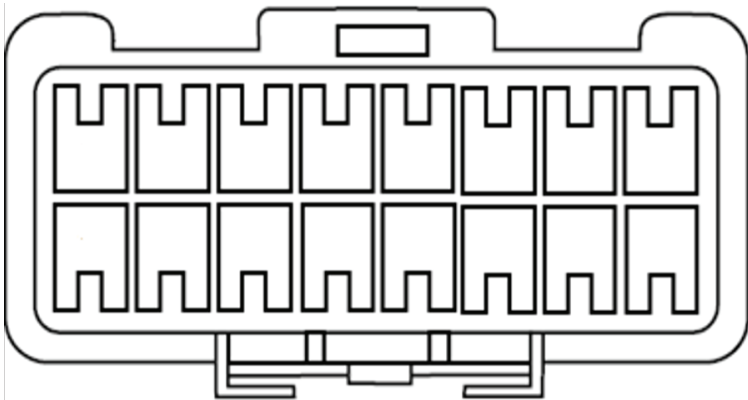
16 Pin Amplifier Bypass Harness (Factory Amp Location)

Speaker Location	Label Name	Axxess Color	Polarity
N/A	SPK1	PINK	+
		PINK/BLACK	-
Right Front Mid	SPK2	BLUE	+
		BLUE/BLACK	-
Left Front Mid	SPK3	RED/WHITE	+
		RED/BLACK	-
Right Rear	SPK4	PURPLE	+
		PURPLE/BLACK	-
Left Rear	SPK5	GREEN	+
		GREEN/BLACK	-
N/A	SPK6	ORANGE	+
		ORANGE/BLACK	-
N/A	SPK7	ORANGE	+
		ORANGE/BLACK	-
N/A	SPK8	YELLOW	+
		YELLOW/BLACK	-

8 Pin Amplifier Bypass Harness (Factory Amp Location)

Speaker Location	Label Name	Axxess Color	Polarity
Sub	SPK 09	RED	+
		BLACK	-
Right Front	SPK 10	GRAY	+
		GRAY/BLACK	-
Left Front	SPK 11	WHITE	+
		WHITE/BLACK	-

USE LD-DSP-ETH2

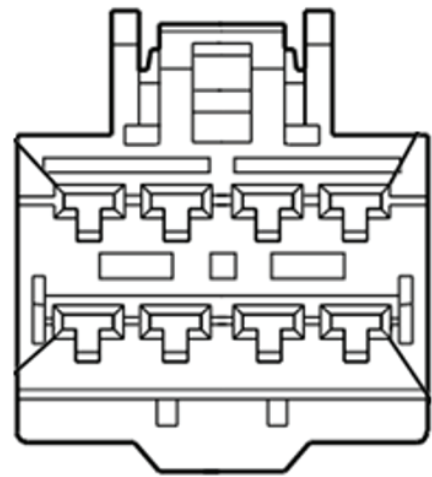
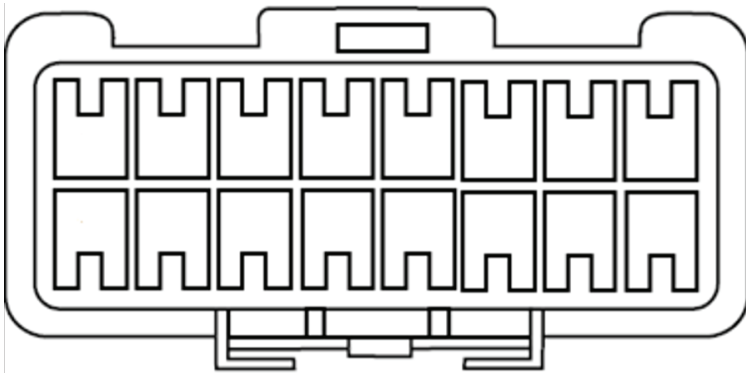




AXDSPX-ETH1 Speaker assignment

Chevy Colorado 2019-22 with Bose							
Amplifier Location: Behind Glovebox							
16 Pin Amplifier Bypass Harness (Factory Amp Location)				8 Pin Amplifier Bypass Harness (Factory Amp Location)			
Speaker Location	Label Name	Axxess Color	Polarity	Speaker Location	Label Name	Axxess Color	Polarity
N/A	SPK1	PINK	+	Right Front	SPK 09	RED	+
		PINK/BLACK	-			BLACK	-
Right Front Tweeter	SPK2	BLUE	+	N/A	SPK 10	GRAY	+
		BLUE/BLACK	-			GRAY/BLACK	-
Left Front Tweeter	SPK3	RED/WHITE	+	Left Front	SPK 11	WHITE	+
		RED/BLACK	-			WHITE/BLACK	-
Right Rear	SPK4	PURPLE	+				
		PURPLE/BLACK	-				
Left Rear	SPK5	GREEN	+				
		GREEN/BLACK	-				
N/A	SPK6	ORANGE	+				
		ORANGE/BLACK	-				
Center	SPK7	ORANGE	+				
		ORANGE/BLACK	-				
N/A	SPK8	YELLOW	+				
		YELLOW/BLACK	-				

USE LD-DSP-ETH1





AXDSPX-ETH1 Speaker assignment

Chevy Corvette 2020-Up with Bose and RPO of UQH/UQS

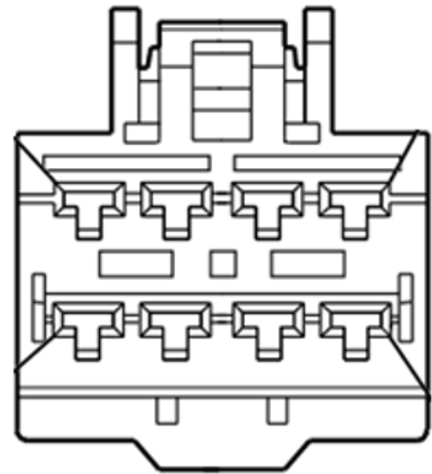
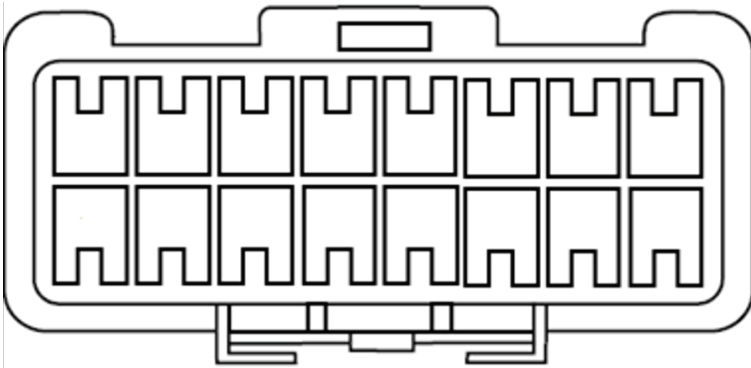
Amplifier Location: Passenger floor under carpet

16 Pin Amplifier Bypass Harness (Factory Amp Location)

8 Pin Amplifier Bypass Harness (Factory Amp Location)

Speaker Location	Label Name	Axxess Color	Polarity	Speaker Location	Label Name	Axxess Color	Polarity
Left Rear	SPK1	PINK	+	Right Front	SPK 09	RED	+
		PINK/BLACK	-			BLACK	-
Right Front Mid	SPK2	BLUE	+	N/A	SPK 10	GRAY	+
		BLUE/BLACK	-			GRAY/BLACK	-
Left Front Mid	SPK3	RED/WHITE	+	Left Front	SPK 11	WHITE	+
		RED/BLACK	-			WHITE/BLACK	-
Right Front	SPK4	PURPLE	+				
		PURPLE/BLACK	-				
Left Front	SPK5	GREEN	+				
		GREEN/BLACK	-				
Rear Center	SPK6	ORANGE	+				
		ORANGE/BLACK	-				
Front Center	SPK7	ORANGE	+				
		ORANGE/BLACK	-				
N/A	SPK8	YELLOW	+				
		YELLOW/BLACK	-				

Use LD-DSP-ETH2. If equipped with RPO UQH must also use LD-ETH-ADAPT

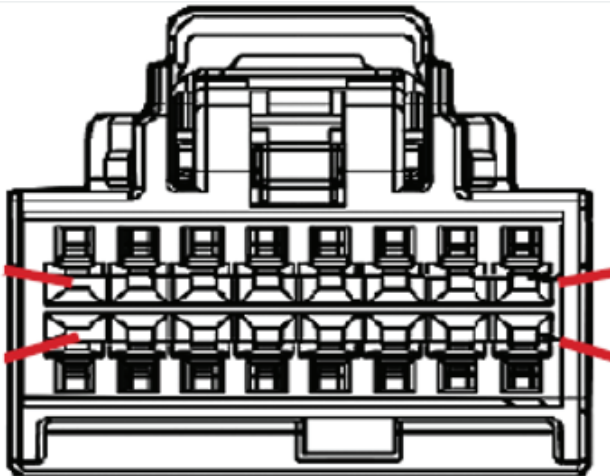




AXDSPX-ETH1 Speaker assignment

Chevy Corvette 2020-Up with Bose and RPO of UQH/UQS

Amplifier Location: Passenger floor under carpet



Only with RPO of UQH			
16 Pin Black Amplifier Bypass Harness (Factory Amp Location)			
Speaker Location	Label Name	Axxess Color	Polarity
Left Rear Mid	SPK 12	PINK	+
		PINK/BLACK	-
Right Rear Mid	SPK13	BLUE	+
		BLUE/BLACK	-
N/A	SPK 14	RED/WHITE	+
		RED/BLACK	-
N/A	SPK 15	PURPLE	+
		PURPLE/BLACK	-
N/A	SPK 16	GREEN	+
		GREEN/BLACK	-
Left Front Tweet	SPK 17	ORANGE	+
		ORANGE/BLACK	-
N/A	SPK 18	ORANGE	+
		ORANGE/BLACK	-
N/A	SPK 19	YELLOW	+
		YELLOW/BLACK	-



AXDSPX-ETH1 Speaker assignment

Chevy Equinox 2019-Up with Bose and RPO of UQA

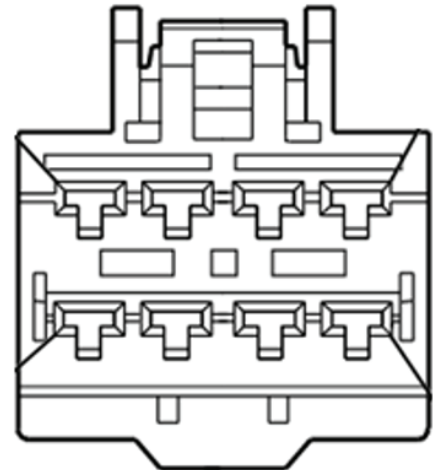
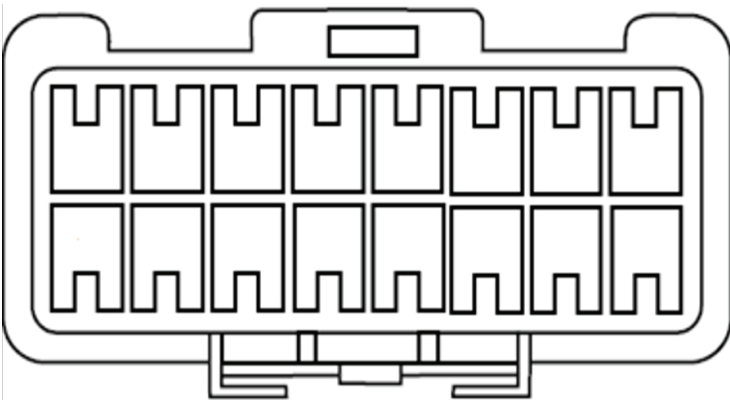
Amplifier Location: Center Front of Center Console

16 Pin Amplifier Bypass Harness (Factory Amp Location)

8 Pin Amplifier Bypass Harness (Factory Amp Location)

Speaker Location	Label Name	Axxess Color	Polarity	Speaker Location	Label Name	Axxess Color	Polarity
N/A	SPK1	PINK	+	Right Front	SPK 09	RED	+
		PINK/BLACK	-			BLACK	-
Right Front Tweeter	SPK2	BLUE	+	N/A	SPK 10	GRAY	+
		BLUE/BLACK	-			GRAY/BLACK	-
Left Front Tweeter	SPK3	RED/WHITE	+	Left Front	SPK 11	WHITE	+
		RED/BLACK	-			WHITE/BLACK	-
Right Rear	SPK4	PURPLE	+				
		PURPLE/BLACK	-				
Left Rear	SPK5	GREEN	+				
		GREEN/BLACK	-				
N/A	SPK6	ORANGE	+				
		ORANGE/BLACK	-				
Center	SPK7	ORANGE	+				
		ORANGE/BLACK	-				
N/A	SPK8	YELLOW	+				
		YELLOW/BLACK	-				

USE LD-DSP-ETH1



What Fits My Vehicle? See the [Vehicle Fit Guide](#) at [AxxessInterfaces.com](https://www.AxxessInterfaces.com)



© COPYRIGHT 2024 METRA ELECTRONICS CORPORATION



AXDSPX-ETH1 Speaker assignment

Chevy Malibu 2019-Up with Bose and RPO of UQA

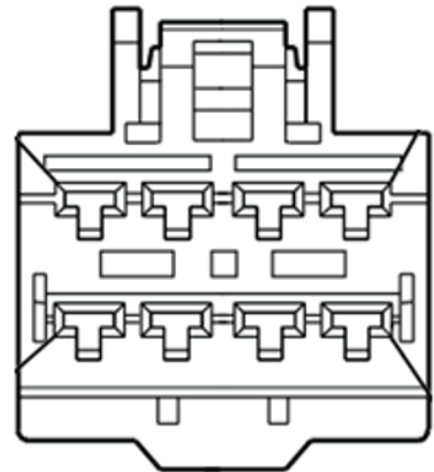
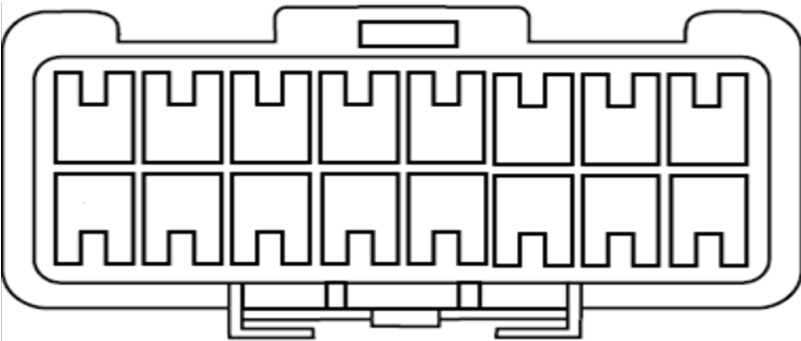
Amplifier Location: Left Rear, Behind Quarter Panel

16 Pin Amplifier Bypass Harness (Factory Amp Location)

8 Pin Amplifier Bypass Harness (Factory Amp Location)

Speaker Location	Label Name	Axxess Color	Polarity	Speaker Location	Label Name	Axxess Color	Polarity
N/A	SPK1	PINK	+	Sub 2	SPK 09	RED	+
		PINK/BLACK	-			BLACK	-
N/A	SPK2	BLUE	+	Right Front	SPK 10	GRAY	+
		BLUE/BLACK	-			GRAY/BLACK	-
Center	SPK3	RED/WHITE	+	Left Front	SPK 11	WHITE	+
		RED/BLACK	-			WHITE/BLACK	-
Right Rear	SPK4	PURPLE	+				
		PURPLE/BLACK	-				
Left Rear	SPK5	GREEN	+				
		GREEN/BLACK	-				
N/A	SPK6	ORANGE	+				
		ORANGE/BLACK	-				
N/A	SPK7	ORANGE	+				
		ORANGE/BLACK	-				
Sub 1	SPK8	YELLOW	+				
		YELLOW/BLACK	-				

USE LD-DSP-ETH1





AXDSPX-ETH1 Speaker assignment

Chevy Silverado 1500/2500/3500 2019-21 with Bose and RPO of UQA

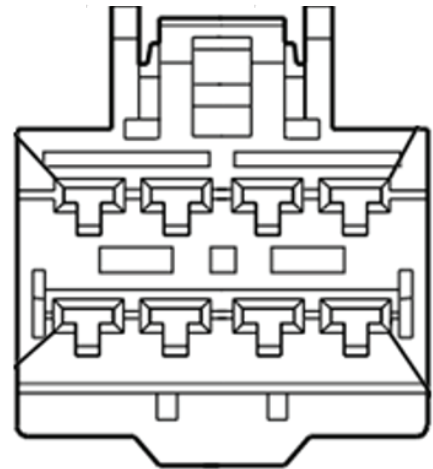
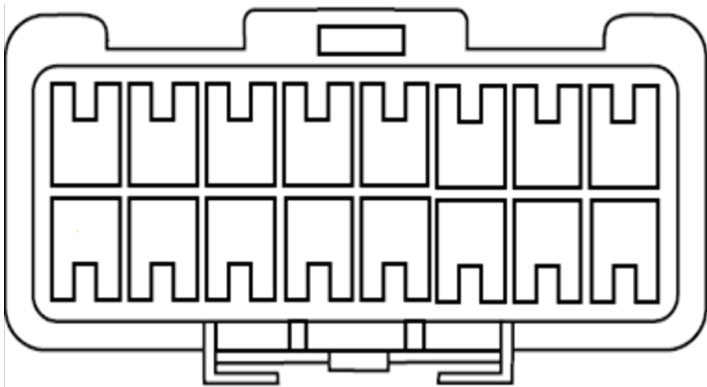
Amplifier Location: Center rear wall behind seat

16 Pin Amplifier Bypass Harness (Factory Amp Location)

8 Pin Amplifier Bypass Harness (Factory Amp Location)

Speaker Location	Label Name	Axxess Color	Polarity	Speaker Location	Label Name	Axxess Color	Polarity
N/A	SPK1	PINK	+	Sub	SPK 09	RED	+
		PINK/BLACK	-			BLACK	-
Right Front tweet	SPK2	BLUE	-	Right Front door	SPK 10	GRAY	+
		BLUE/BLACK	+			GRAY/BLACK	-
Left Front tweet	SPK3	RED/WHITE	+	Left Front door	SPK 11	WHITE	+
		RED/BLACK	-			WHITE/BLACK	-
Right Rear	SPK4	PURPLE	+				
		PURPLE/BLACK	-				
Left Rear	SPK5	GREEN	+				
		GREEN/BLACK	-				
N/A	SPK6	ORANGE	+				
		ORANGE/BLACK	-				
N/A	SPK7	ORANGE	+				
		ORANGE/BLACK	-				
N/A	SPK8	YELLOW	+				
		YELLOW/BLACK	-				

USE LD-DSP-ETH1



What Fits My Vehicle? See the [Vehicle Fit Guide](https://www.axxessinterfaces.com) at [AxxessInterfaces.com](https://www.axxessinterfaces.com)



© COPYRIGHT 2024 METRA ELECTRONICS CORPORATION



AXDSPX-ETH1 Speaker assignment

Chevy Silverado 1500/2500/3500 2022-UP with Bose and RPO of UQA/UQS

Amplifier Location: Center rear wall behind seat

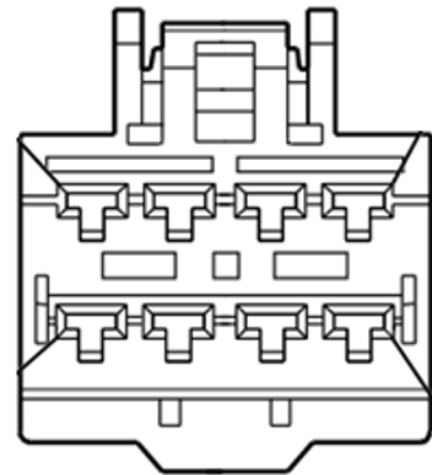
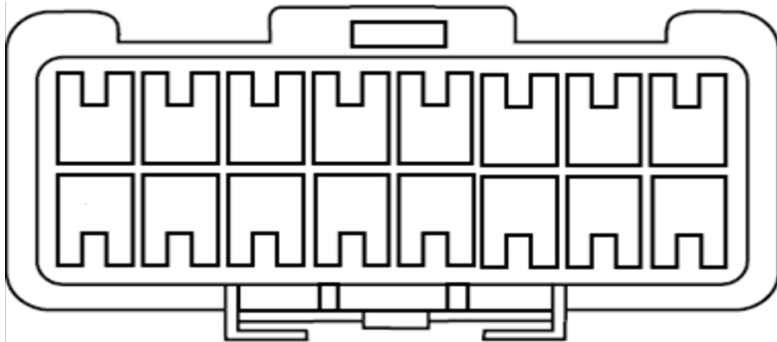
16 Pin Amplifier Bypass Harness (Factory Amp Location)

8 Pin Amplifier Bypass Harness (Factory Amp Location)

Speaker Location	Label Name	Axxess Color	Polarity
N/A	SPK1	PINK	+
		PINK/BLACK	-
Right Front tweet	SPK2	BLUE	-
		BLUE/BLACK	+
Left Front tweet	SPK3	RED/WHITE	+
		RED/BLACK	-
Right Rear	SPK4	PURPLE	+
		PURPLE/BLACK	-
Left Rear	SPK5	GREEN	+
		GREEN/BLACK	-
N/A	SPK6	ORANGE	+
		ORANGE/BLACK	-
N/A	SPK7	ORANGE	+
		ORANGE/BLACK	-
N/A	SPK8	YELLOW	+
		YELLOW/BLACK	-

Speaker Location	Label Name	Axxess Color	Polarity
Sub	SPK 09	RED	+
		BLACK	-
Right Front door	SPK 10	GRAY	+
		GRAY/BLACK	-
Left Front door	SPK 11	WHITE	+
		WHITE/BLACK	-

USE LD-DSP-ETH2



What Fits My Vehicle? See the [Vehicle Fit Guide](#) at [AxxessInterfaces.com](https://www.AxxessInterfaces.com)



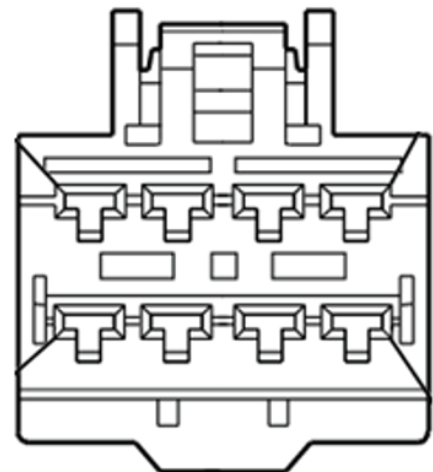
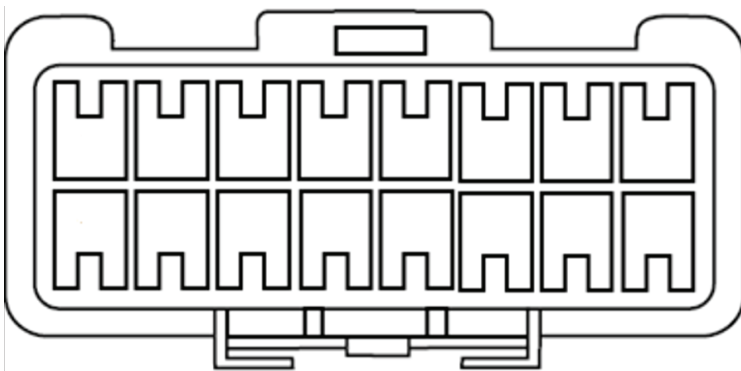
© COPYRIGHT 2024 METRA ELECTRONICS CORPORATION



AXDSPX-ETH1 Speaker assignment

Chevy Suburban 2021-Up UQA/UQS							
Amplifier Location: Left Rear, Behind Quarter Panel							
16 Pin Amplifier Bypass Harness (Factory Amp Location)				8 Pin Amplifier Bypass Harness (Factory Amp Location)			
Speaker Location	Label Name	Axxess Color	Polarity	Speaker Location	Label Name	Axxess Color	Polarity
N/A	SPK1	PINK	+	Sub	SPK 09	RED	+
		PINK/BLACK	-			BLACK	-
Right Front	SPK2	BLUE	+	Right Front	SPK 10	GRAY	+
		BLUE/BLACK	-			GRAY/BLACK	-
Left Front	SPK3	RED/WHITE	+	Left Front	SPK 11	WHITE	+
		RED/BLACK	-			WHITE/BLACK	-
Right Rear	SPK4	PURPLE	+				
		PURPLE/BLACK	-				
Left Rear	SPK5	GREEN	+				
		GREEN/BLACK	-				
Left Rear Surround	SPK6	ORANGE	+				
		ORANGE/BLACK	-				
Center	SPK7	ORANGE	+				
		ORANGE/BLACK	-				
N/A	SPK8	YELLOW	+				
		YELLOW/BLACK	-				

Use LD-DSP-ETH2. If equipped with RPO UQP or J23 must also use LD-ETH-ADAPT





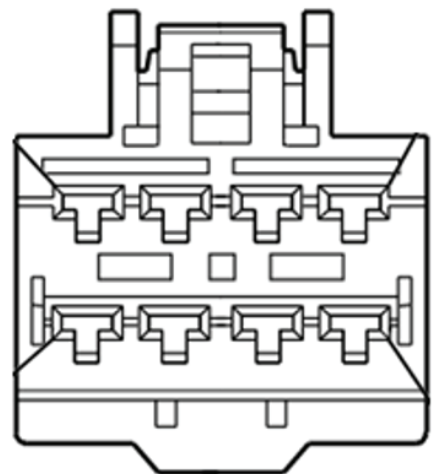
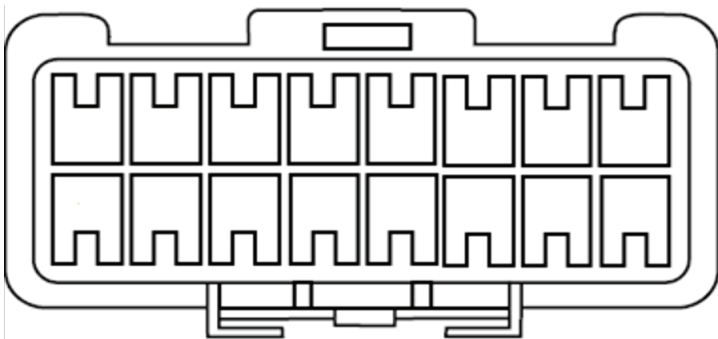
AXDSPX-ETH1 Speaker assignment

Chevy Tahoe 2021-Up UQA-UQS

Amplifier Location: Left Rear, Behind Quarter Panel

16 Pin Amplifier Bypass Harness (Factory Amp Location)				8 Pin Amplifier Bypass Harness (Factory Amp Location)			
Speaker Location	Label Name	Axxess Color	Polarity	Speaker Location	Label Name	Axxess Color	Polarity
N/A	SPK1	PINK	+	Sub	SPK 09	RED	+
		PINK/BLACK	-			BLACK	-
Right Front	SPK2	BLUE	+	Right Front	SPK 10	GRAY	+
		BLUE/BLACK	-			GRAY/BLACK	-
Left Front	SPK3	RED/WHITE	+	Left Front	SPK 11	WHITE	+
		RED/BLACK	-			WHITE/BLACK	-
Right Rear	SPK4	PURPLE	+				
		PURPLE/BLACK	-				
Left Rear	SPK5	GREEN	+				
		GREEN/BLACK	-				
Left Rear Surround	SPK6	ORANGE	+				
		ORANGE/BLACK	-				
Center	SPK7	ORANGE	+				
		ORANGE/BLACK	-				
N/A	SPK8	YELLOW	+				
		YELLOW/BLACK	-				

Use LD-DSP-ETH2. If equipped with RPO UQP or J23 must also use LD-ETH-ADAPT





AXDSPX-ETH1 Speaker assignment

Chevy Traverse 2020-Up with Bose and RPO of UQA

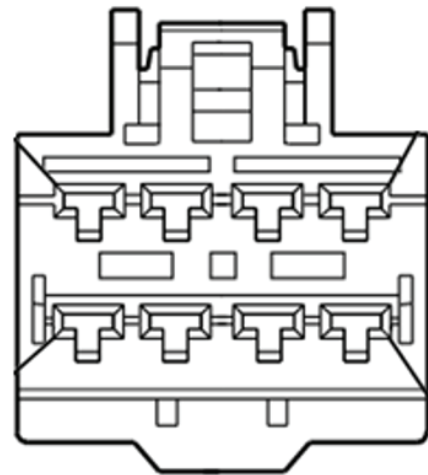
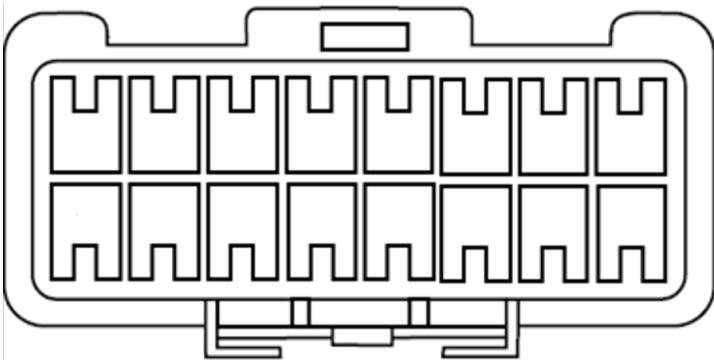
Amplifier Location: Center Front of Center Console

16 Pin Amplifier Bypass Harness (Factory Amp Location)

8 Pin Amplifier Bypass Harness (Factory Amp Location)

Speaker Location	Label Name	Axxess Color	Polarity	Speaker Location	Label Name	Axxess Color	Polarity
N/A	SPK1	PINK	+	Sub	SPK 09	RED	+
		PINK/BLACK	-			BLACK	-
Right Rear Mid	SPK2	BLUE	+	Right Front	SPK 10	GRAY	+
		BLUE/BLACK	-			GRAY/BLACK	-
Center	SPK3	RED/WHITE	+	Left Front	SPK 11	WHITE	+
		RED/BLACK	-			WHITE/BLACK	-
Right Rear	SPK4	PURPLE	+				
		PURPLE/BLACK	-				
Left Rear	SPK5	GREEN	+				
		GREEN/BLACK	-				
N/A	SPK6	ORANGE	+				
		ORANGE/BLACK	-				
N/A	SPK7	ORANGE	+				
		ORANGE/BLACK	-				
N/A	SPK8	YELLOW	+				
		YELLOW/BLACK	-				

USE LD-DSP-ETH1



What Fits My Vehicle? See the [Vehicle Fit Guide](https://www.axxessinterfaces.com) at [AxxessInterfaces.com](https://www.axxessinterfaces.com)



© COPYRIGHT 2024 METRA ELECTRONICS CORPORATION



AXDSPX-ETH1 Speaker assignment

Chevy Volt 2019 with Bose

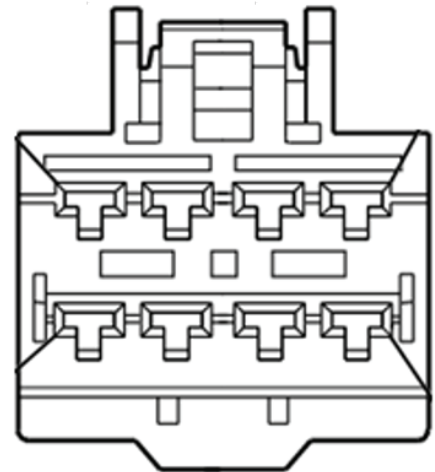
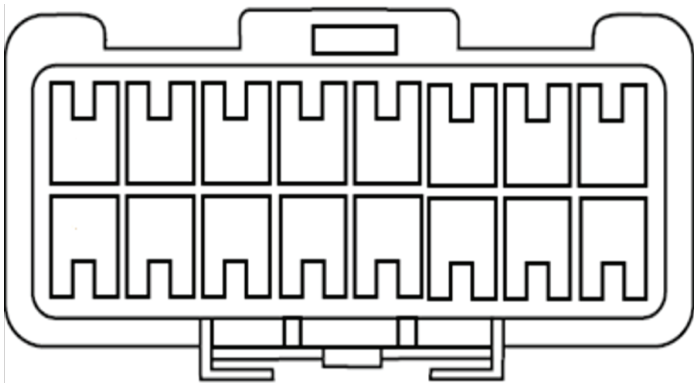
Amplifier Location: Left Rear, Behind Quarter Panel

16 Pin Amplifier Bypass Harness (Factory Amp Location)

8 Pin Amplifier Bypass Harness (Factory Amp Location)

Speaker Location	Label Name	Axxess Color	Polarity	Speaker Location	Label Name	Axxess Color	Polarity
N/A	SPK1	PINK	+	Sub	SPK 09	RED	+
		PINK/BLACK	-			BLACK	-
N/A	SPK2	BLUE	+	Right Front	SPK 10	GRAY	+
		BLUE/BLACK	-			GRAY/BLACK	-
Center	SPK3	RED/WHITE	+	Left Front	SPK 11	WHITE	+
		RED/BLACK	-			WHITE/BLACK	-
Right Rear	SPK4	PURPLE	+				
		PURPLE/BLACK	-				
Left Rear	SPK5	GREEN	+				
		GREEN/BLACK	-				
N/A	SPK6	ORANGE	+				
		ORANGE/BLACK	-				
N/A	SPK7	ORANGE	+				
		ORANGE/BLACK	-				
N/A	SPK8	YELLOW	+				
		YELLOW/BLACK	-				

USE LD-DSP-ETH1



What Fits My Vehicle? See the [Vehicle Fit Guide](#) at AxxessInterfaces.com



© COPYRIGHT 2024 METRA ELECTRONICS CORPORATION



AXDSPX-ETH1 Speaker assignment

GMC Acadia 2019-23 with Bose and RPO of UQA

Amplifier Location: Center Front of Center Console

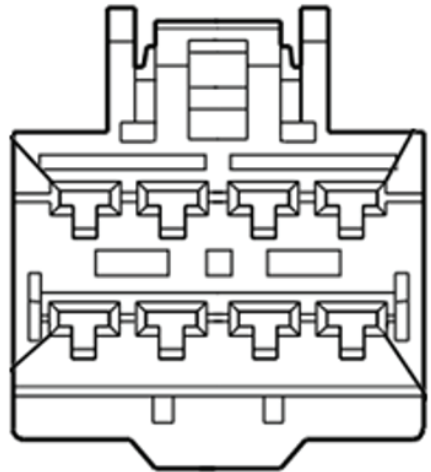
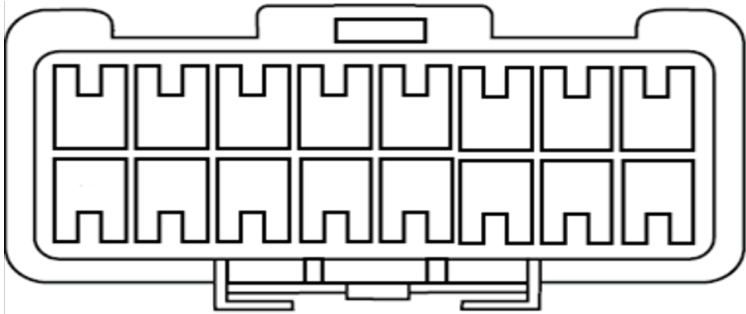
16 Pin Amplifier Bypass Harness (Factory Amp Location)

8 Pin Amplifier Bypass Harness (Factory Amp Location)

Speaker Location	Label Name	Axxess Color	Polarity
N/A	SPK1	PINK	+
		PINK/BLACK	-
N/A	SPK2	BLUE	+
		BLUE/BLACK	-
Center	SPK3	RED/WHITE	+
		RED/BLACK	-
Right Rear	SPK4	PURPLE	+
		PURPLE/BLACK	-
Left Rear	SPK5	GREEN	+
		GREEN/BLACK	-
N/A	SPK6	ORANGE	+
		ORANGE/BLACK	-
N/A	SPK7	ORANGE	+
		ORANGE/BLACK	-
N/A	SPK8	YELLOW	+
		YELLOW/BLACK	-

Speaker Location	Label Name	Axxess Color	Polarity
Sub	SPK 09	RED	+
		BLACK	-
Right Front	SPK 10	GRAY	+
		GRAY/BLACK	-
Left Front	SPK 11	WHITE	+
		WHITE/BLACK	-

USE LD-DSP-ETH1

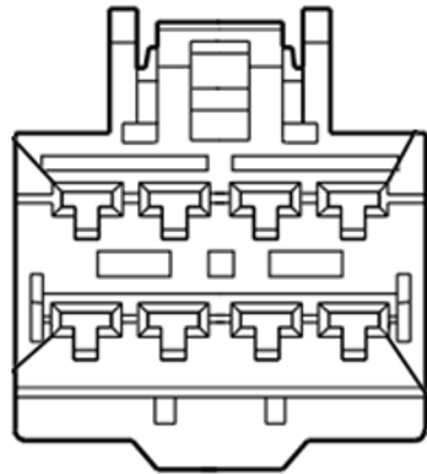
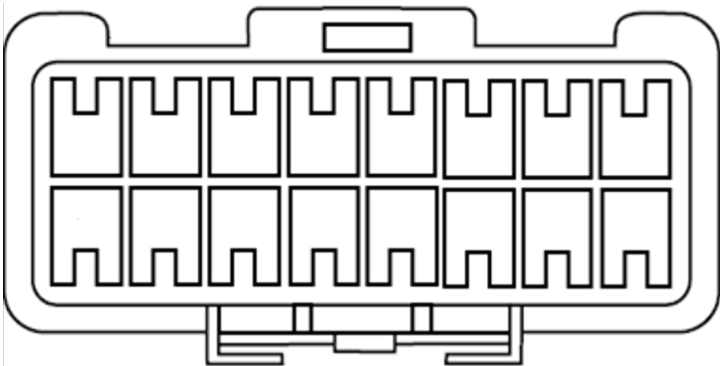




AXDSPX-ETH1 Speaker assignment

GMC Canyon 2019-22 with Bose							
Amplifier Location: Center rear wall behind seat							
16 Pin Amplifier Bypass Harness (Factory Amp Location)				8 Pin Amplifier Bypass Harness (Factory Amp Location)			
Speaker Location	Label Name	Axxess Color	Polarity	Speaker Location	Label Name	Axxess Color	Polarity
N/A	SPK1	PINK	+	Right Front	SPK 09	RED	+
		PINK/BLACK	-			BLACK	-
Right Front Tweeter	SPK2	BLUE	+	N/A	SPK 10	GRAY	+
		BLUE/BLACK	-			GRAY/BLACK	-
Left Front Tweeter	SPK3	RED/WHITE	+	Left Front	SPK 11	WHITE	+
		RED/BLACK	-			WHITE/BLACK	-
Right Rear	SPK4	PURPLE	+				
		PURPLE/BLACK	-				
Left Rear	SPK5	GREEN	+				
		GREEN/BLACK	-				
N/A	SPK6	ORANGE	+				
		ORANGE/BLACK	-				
Center	SPK7	ORANGE	+				
		ORANGE/BLACK	-				
N/A	SPK8	YELLOW	+				
		YELLOW/BLACK	-				

USE LD-DSP-ETH1





AXDSPX-ETH1 Speaker assignment

GMC Sierra 1500/2500/3500 2019-21 with Bose and RPO of UQA

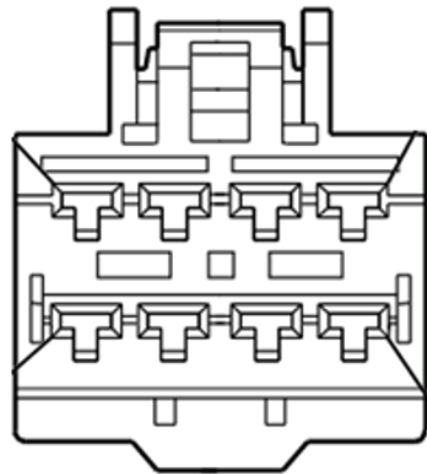
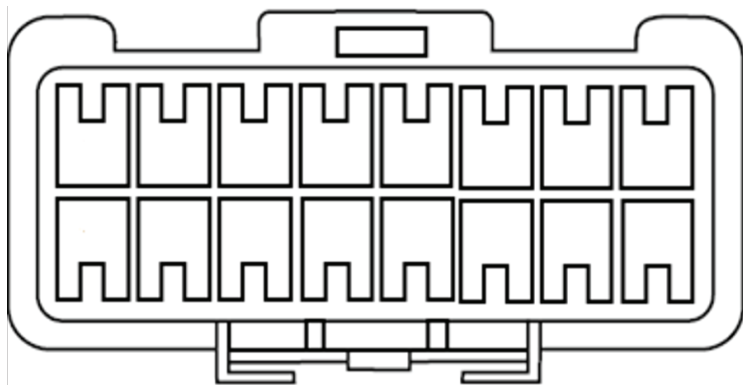
Amplifier Location: Left Rear, Behind Quarter Panel

16 Pin Amplifier Bypass Harness (Factory Amp Location)

8 Pin Amplifier Bypass Harness (Factory Amp Location)

Speaker Location	Label Name	Axxess Color	Polarity	Speaker Location	Label Name	Axxess Color	Polarity
N/A	SPK1	PINK	+	Sub	SPK 09	RED	+
		PINK/BLACK	-			BLACK	-
Right Front Mid	SPK2	BLUE	+	Right Front	SPK 10	GRAY	+
		BLUE/BLACK	-			GRAY/BLACK	-
Left Front Mid	SPK3	RED/WHITE	+	Left Front	SPK 11	WHITE	+
		RED/BLACK	-			WHITE/BLACK	-
Right Rear	SPK4	PURPLE	+				
		PURPLE/BLACK	-				
Left Rear	SPK5	GREEN	+				
		GREEN/BLACK	-				
N/A	SPK6	ORANGE	+				
		ORANGE/BLACK	-				
N/A	SPK7	ORANGE	+				
		ORANGE/BLACK	-				
N/A	SPK8	YELLOW	+				
		YELLOW/BLACK	-				

USE LD-DSP-ETH1



What Fits My Vehicle? See the [Vehicle Fit Guide](#) at [AxxessInterfaces.com](https://www.AxxessInterfaces.com)



© COPYRIGHT 2024 METRA ELECTRONICS CORPORATION



AXDSPX-ETH1 Speaker assignment

GMC Sierra 1500/2500/3500 2022-Up with Bose and RPO of UQA

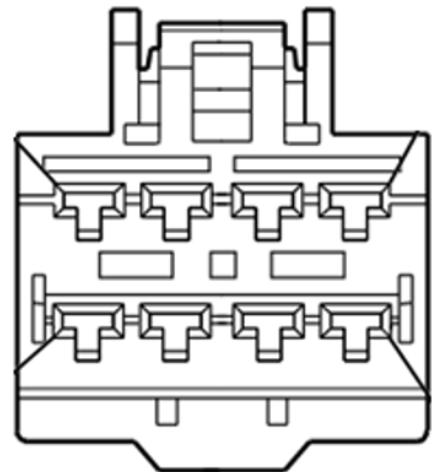
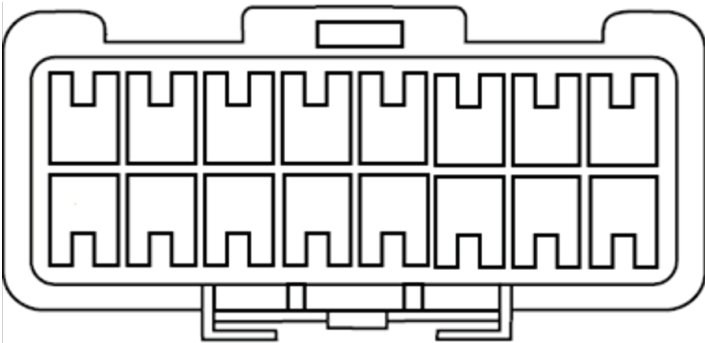
Amplifier Location: Center rear wall behind seat

16 Pin Amplifier Bypass Harness (Factory Amp Location)

8 Pin Amplifier Bypass Harness (Factory Amp Location)

Speaker Location	Label Name	Axxess Color	Polarity	Speaker Location	Label Name	Axxess Color	Polarity
N/A	SPK1	PINK	+	Sub	SPK 09	RED	+
		PINK/BLACK	-			BLACK	-
Right Front Mid	SPK2	BLUE	+	Right Front	SPK 10	GRAY	+
		BLUE/BLACK	-			GRAY/BLACK	-
Left Front Mid	SPK3	RED/WHITE	+	Left Front	SPK 11	WHITE	+
		RED/BLACK	-			WHITE/BLACK	-
Right Rear	SPK4	PURPLE	+				
		PURPLE/BLACK	-				
Left Rear	SPK5	GREEN	+				
		GREEN/BLACK	-				
N/A	SPK6	ORANGE	+				
		ORANGE/BLACK	-				
N/A	SPK7	ORANGE	+				
		ORANGE/BLACK	-				
N/A	SPK8	YELLOW	+				
		YELLOW/BLACK	-				

USE LD-DSP-ETH2



What Fits My Vehicle? See the [Vehicle Fit Guide](#) at [AxxessInterfaces.com](https://www.AxxessInterfaces.com)



© COPYRIGHT 2024 METRA ELECTRONICS CORPORATION



AXDSPX-ETH1 Speaker assignment

GMC Terrain 2019-Up with Bose and RPO of UQA

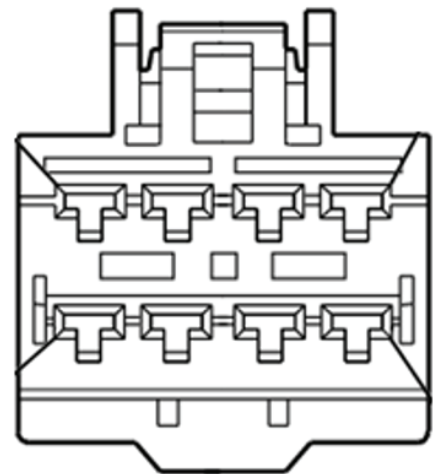
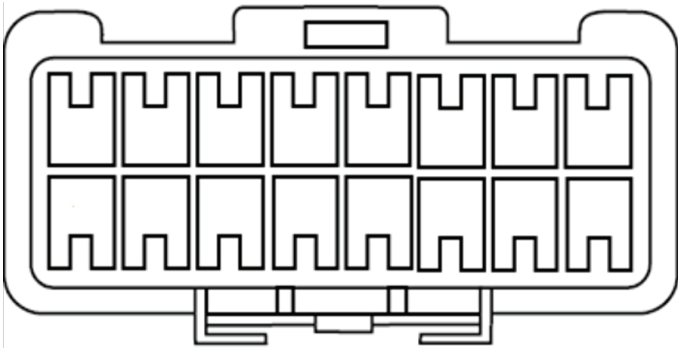
Amplifier Location: Center Front of Center Console

16 Pin Amplifier Bypass Harness (Factory Amp Location)

8 Pin Amplifier Bypass Harness (Factory Amp Location)

Speaker Location	Label Name	Axxess Color	Polarity	Speaker Location	Label Name	Axxess Color	Polarity
N/A	SPK1	PINK	+	Right Front	SPK 09	RED	+
		PINK/BLACK	-			BLACK	-
Right Front Tweet	SPK2	BLUE	+	N/A	SPK 10	GRAY	+
		BLUE/BLACK	-			GRAY/BLACK	-
Left Front Tweet	SPK3	RED/WHITE	+	Left Front	SPK 11	WHITE	+
		RED/BLACK	-			WHITE/BLACK	-
Right Rear	SPK4	PURPLE	+				
		PURPLE/BLACK	-				
Left Rear	SPK5	GREEN	+				
		GREEN/BLACK	-				
N/A	SPK6	ORANGE	+				
		ORANGE/BLACK	-				
Center	SPK7	ORANGE	+				
		ORANGE/BLACK	-				
N/A	SPK8	YELLOW	+				
		YELLOW/BLACK	-				

USE LD-DSP-ETH1



What Fits My Vehicle? See the [Vehicle Fit Guide](#) at [AxxessInterfaces.com](https://www.AxxessInterfaces.com)



© COPYRIGHT 2024 METRA ELECTRONICS CORPORATION