



AXDSPX-GMM50 Speaker assignment

Buick Enclave 2018-2019 with RPO UQA

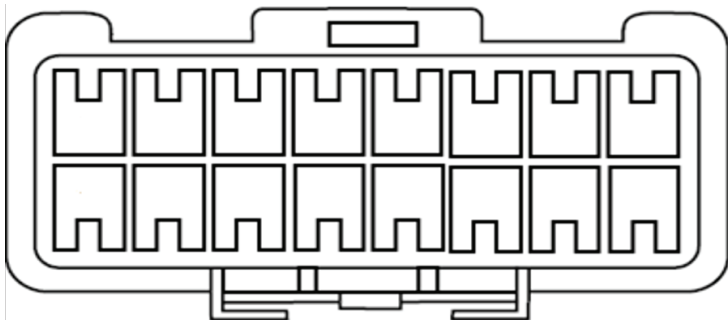
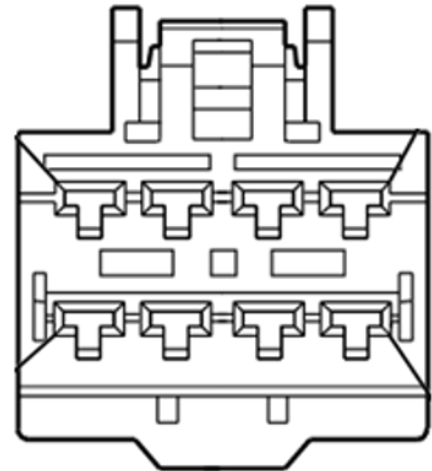
Amplifier Location: Front Floor of Center Console

16 Pin Amplifier Bypass Harness (Factory Amp Location)

Speaker Location	Label Name	Axxess Color	Polarity
N/A	SPK1	PINK	+
		PINK/BLACK	-
N/A	SPK2	BLUE	+
		BLUE/BLACK	-
N/A	SPK3	RED/WHITE	+
		RED/BLACK	-
LEFT REAR MID	SPK4	PURPLE	+
		PURPLE/BLACK	-
CENTER	SPK5	GREEN	+
		GREEN/BLACK	-
RIGHT REAR	SPK6	ORANGE	+
		ORANGE/BLACK	-
LEFT REAR	SPK7	ORANGE	+
		ORANGE/BLACK	-
N/A	SPK8	YELLOW	+
		YELLOW/BLACK	-

8 Pin Amplifier Bypass Harness (Factory Amp Location)

Speaker Location	Label Name	Axxess Color	Polarity
SUB	SPK 09	RED	+
		BLACK	-
FRONT RIGHT	SPK 10	GRAY	+
		GRAY/BLACK	-
FRONT LEFT	SPK 11	WHITE	+
		WHITE/BLACK	-





AXDSPX-GMM50 Speaker assignment

Buick Encore 2017-21 With RPO UQA/UQG

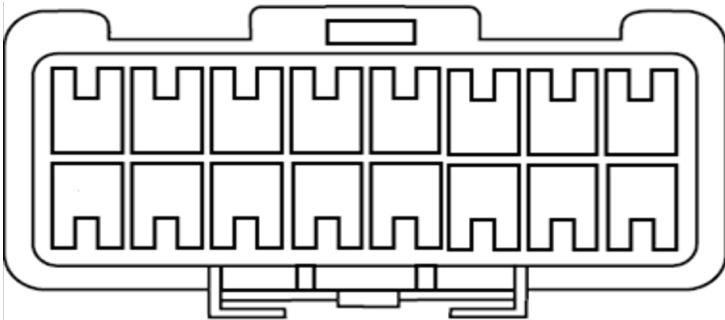
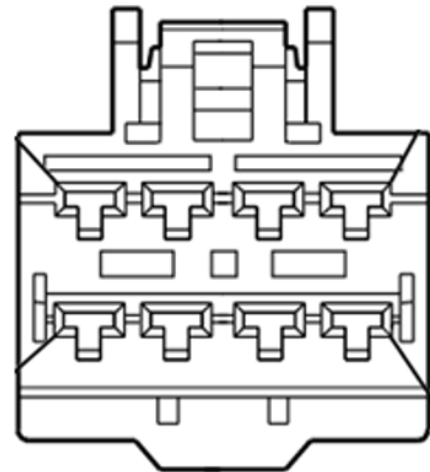
Amplifier Location: Right Rear above spare tire

16 Pin Amplifier Bypass Harness (Factory Amp Location)

Speaker Location	Label Name	Axxess Color	Polarity
N/A	SPK1	PINK	+
		PINK/BLACK	-
N/A	SPK2	BLUE	+
		BLUE/BLACK	-
N/A	SPK3	RED/WHITE	+
		RED/BLACK	-
Right Rear	SPK4	PURPLE	+
		PURPLE/BLACK	-
Left Rear	SPK5	GREEN	+
		GREEN/BLACK	-
Right Front	SPK6	ORANGE	+
		ORANGE/BLACK	-
Left Front	SPK7	ORANGE	+
		ORANGE/BLACK	-
N/A	SPK8	YELLOW	+
		YELLOW/BLACK	-

8 Pin Amplifier Bypass Harness (Factory Amp Location)

Speaker Location	Label Name	Axxess Color	Polarity
N/A	SPK 09	RED	+
		BLACK	-
N/A	SPK 10	GRAY	+
		GRAY/BLACK	-
SUB	SPK 11	WHITE	+
		WHITE/BLACK	-



What Fits My Vehicle? See the [Vehicle Fit Guide](#) at [AxxessInterfaces.com](https://www.AxxessInterfaces.com)



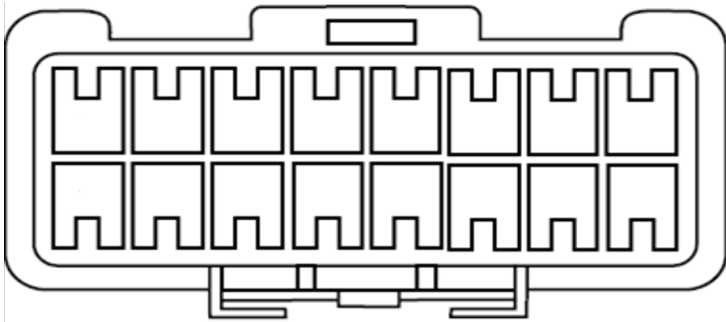
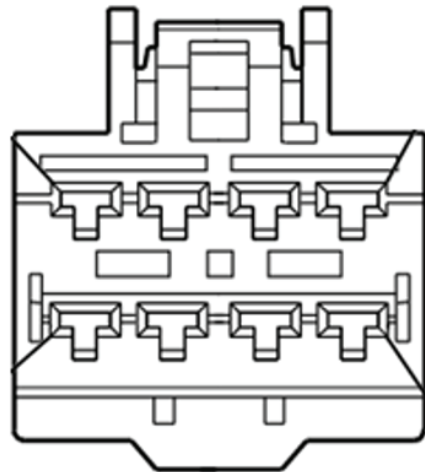


AXDSPX-GMM50 Speaker assignment

Buick Envision 2016-20 with RPO UQA

Amplifier Location: Right Rear, Behind Quarter Panel

16 Pin Amplifier Bypass Harness (Factory Amp Location)				8 Pin Amplifier Bypass Harness (Factory Amp Location)			
Speaker Location	Label Name	Axxess Color	Polarity	Speaker Location	Label Name	Axxess Color	Polarity
N/A	SPK1	PINK	+	Right Front	SPK 09	RED	+
		PINK/BLACK	-			BLACK	-
N/A	SPK2	BLUE	+	N/A	SPK 10	GRAY	+
		BLUE/BLACK	-			GRAY/BLACK	-
Center	SPK3	RED/WHITE	+	Left Front	SPK 11	WHITE	+
		RED/BLACK	-			WHITE/BLACK	-
Right Front Tweeter	SPK4	PURPLE	+				
		PURPLE/BLACK	-				
Left Front Tweeter	SPK5	GREEN	+				
		GREEN/BLACK	-				
RIGHT REAR	SPK6	ORANGE	+				
		ORANGE/BLACK	-				
LEFT REAR	SPK7	ORANGE	+				
		ORANGE/BLACK	-				
N/A	SPK8	YELLOW	+				
		YELLOW/BLACK	-				





AXDSPX-GMM50 Speaker assignment

Buick Lacrosse 2014-2019 with RPO UQS

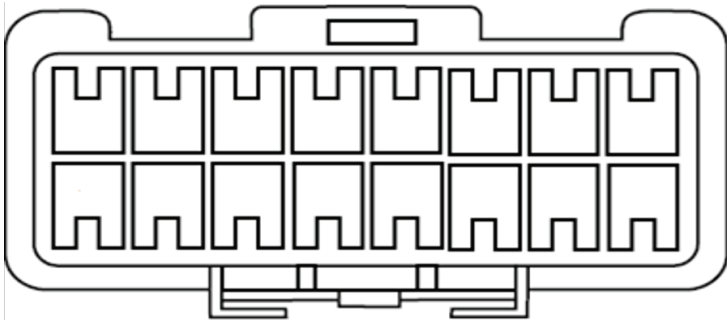
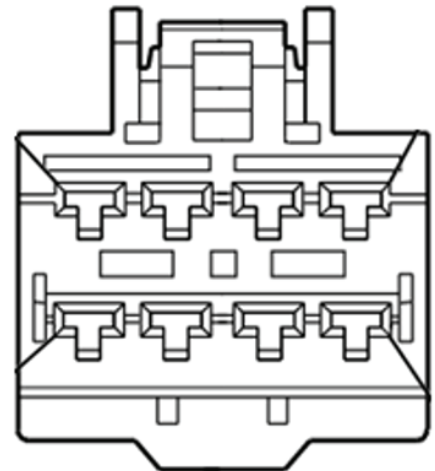
Amplifier Location: Right Rear, Behind Quarter Panel

16 Pin Amplifier Bypass Harness (Factory Amp Location)

Speaker Location	Label Name	Axxess Color	Polarity
N/A	SPK1	PINK	+
		PINK/BLACK	-
N/A	SPK2	BLUE	+
		BLUE/BLACK	-
N/A	SPK3	RED/WHITE	+
		RED/BLACK	-
Left Rear Mid	SPK4	PURPLE	+
		PURPLE/BLACK	-
Center	SPK5	GREEN	+
		GREEN/BLACK	-
Right Rear	SPK6	ORANGE	+
		ORANGE/BLACK	-
Left Rear	SPK7	ORANGE	+
		ORANGE/BLACK	-
SUB	SPK8	YELLOW	+
		YELLOW/BLACK	-

8 Pin Amplifier Bypass Harness (Factory Amp Location)

Speaker Location	Label Name	Axxess Color	Polarity
SUB	SPK 09	RED	+
		BLACK	-
Right Front	SPK 10	GRAY	+
		GRAY/BLACK	-
Left Front	SPK 11	WHITE	+
		WHITE/BLACK	-



What Fits My Vehicle? See the [Vehicle Fit Guide](#) at AxxessInterfaces.com





AXDSPX-GMM50 Speaker assignment

Cadillac CTS Sedan 2014-2018 with Bose

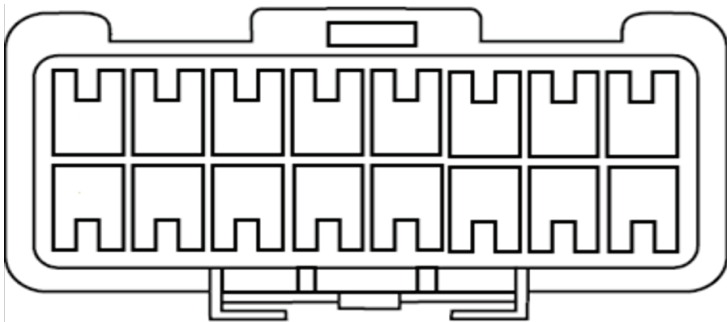
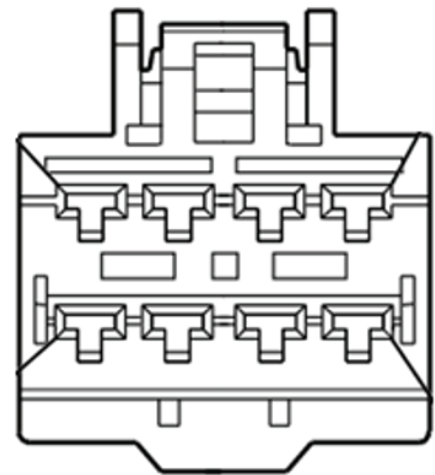
Amplifier Location: Left Rear, Behind Quarter Panel

16 Pin Amplifier Bypass Harness (Factory Amp Location)

Speaker Location	Label Name	Axxess Color	Polarity
N/A	SPK1	PINK	+
		PINK/BLACK	-
Left Rear Mid	SPK2	BLUE	+
		BLUE/BLACK	-
Center	SPK3	RED/WHITE	+
		RED/BLACK	-
Right Front Tweeter	SPK4	PURPLE	+
		PURPLE/BLACK	-
Left Front Tweeter	SPK5	GREEN	+
		GREEN/BLACK	-
Right Rear	SPK6	ORANGE	+
		ORANGE/BLACK	-
Left Rear	SPK7	ORANGE	+
		ORANGE/BLACK	-
Right SUB	SPK8	YELLOW	+
		YELLOW/BLACK	-

8 Pin Amplifier Bypass Harness (Factory Amp Location)

Speaker Location	Label Name	Axxess Color	Polarity
Left Front	SPK 09	RED	+
		BLACK	-
Left SUB	SPK 10	GRAY	+
		GRAY/BLACK	-
Right Front	SPK 11	WHITE	+
		WHITE/BLACK	-



What Fits My Vehicle? See the [Vehicle Fit Guide](#) at AxxessInterfaces.com



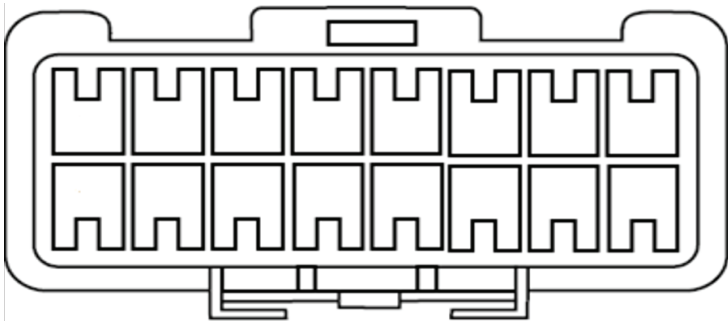
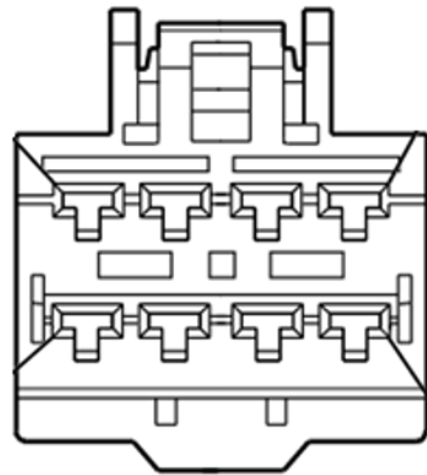


AXDSPX-GMM50 Speaker assignment

Cadillac Escalade 2014-20 with Bose

Amplifer Location: Left Rear, Behind Quarter Panel

16 Pin Amplifier Bypass Harness (Factory Amp Location)				8 Pin Amplifier Bypass Harness (Factory Amp Location)			
Speaker Location	Label Name	Axxess Color	Polarity	Speaker Location	Label Name	Axxess Color	Polarity
left Front Tweet	SPK1	PINK	+	Right Front	SPK 09	RED	+
		PINK/BLACK	-			BLACK	-
Center	SPK2	BLUE	+	N/A	SPK 10	GRAY	+
		BLUE/BLACK	-			GRAY/BLACK	-
Left Rear Mid	SPK3	RED/WHITE	+	Left Front	SPK 11	WHITE	+
		RED/BLACK	-			WHITE/BLACK	-
Right Front Tweet	SPK4	PURPLE	+				
		PURPLE/BLACK	-				
Left Front Tweet	SPK5	GREEN	+				
		GREEN/BLACK	-				
Right Rear	SPK6	ORANGE	+				
		ORANGE/BLACK	-				
Left Rear	SPK7	ORANGE	+				
		ORANGE/BLACK	-				
N/A	SPK8	YELLOW	+				
		YELLOW/BLACK	-				



What Fits My Vehicle? See the [Vehicle Fit Guide](https://www.AxxessInterfaces.com) at [AxxessInterfaces.com](https://www.AxxessInterfaces.com)





AXDSPX-GMM50 Speaker assignment

Cadillac XT5 2017-19 with Bose

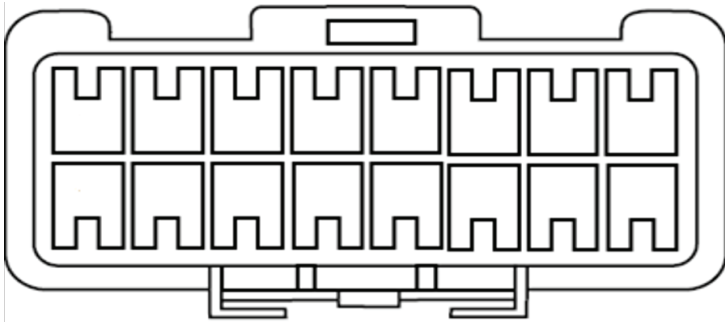
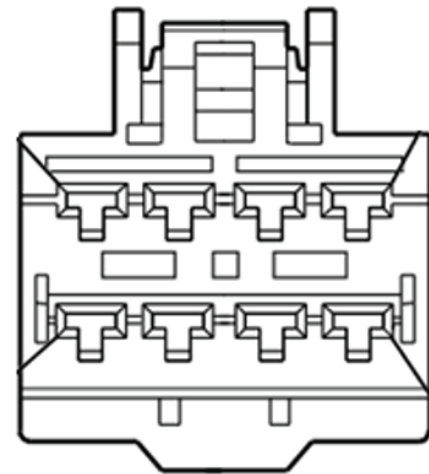
Amplifier Location: Front Floor of Center Console

16 Pin Amplifier Bypass Harness (Factory Amp Location)

Speaker Location	Label Name	Axxess Color	Polarity
N/A	SPK1	PINK	+
		PINK/BLACK	-
Right Front	SPK2	BLUE	+
		BLUE/BLACK	-
Left Front	SPK3	RED/WHITE	+
		RED/BLACK	-
LEFT REAR MID	SPK4	PURPLE	+
		PURPLE/BLACK	-
CENTER	SPK5	GREEN	+
		GREEN/BLACK	-
Right Rear	SPK6	ORANGE	+
		ORANGE/BLACK	-
Left Rear	SPK7	ORANGE	+
		ORANGE/BLACK	-
N/A	SPK8	YELLOW	+
		YELLOW/BLACK	-

8 Pin Amplifier Bypass Harness (Factory Amp Location)

Speaker Location	Label Name	Axxess Color	Polarity
SUB	SPK 09	RED	+
		BLACK	-
Right Front	SPK 10	GRAY	+
		GRAY/BLACK	-
Left Front	SPK 11	WHITE	+
		WHITE/BLACK	-





AXDSPX-GMM50 Speaker assignment

Cadillac XTS 2013-17 with RPO UQA/UQG

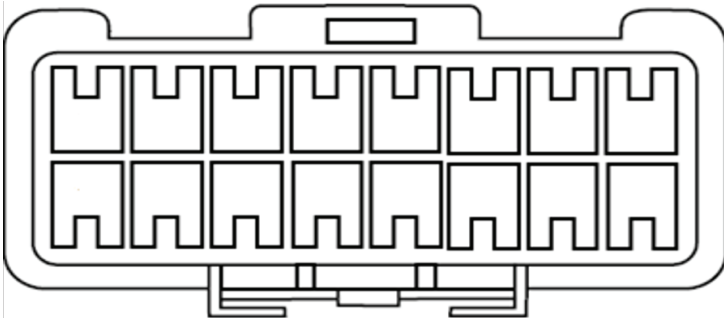
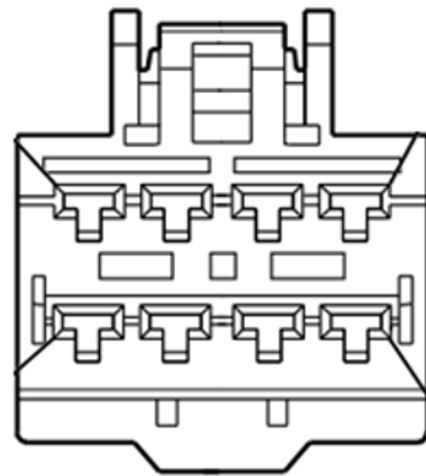
Amplifier Location: Right Rear, Behind Quarter Panel

16 Pin Amplifier Bypass Harness (Factory Amp Location)

Speaker Location	Label Name	Axxess Color	Polarity
N/A	SPK1	PINK	+
		PINK/BLACK	-
N/A	SPK2	BLUE	+
		BLUE/BLACK	-
N/A	SPK3	RED/WHITE	+
		RED/BLACK	-
N/A	SPK4	PURPLE	+
		PURPLE/BLACK	-
CENTER	SPK5	GREEN	+
		GREEN/BLACK	-
Right Rear	SPK6	ORANGE	+
		ORANGE/BLACK	-
Left Rear	SPK7	ORANGE	+
		ORANGE/BLACK	-
N/A	SPK8	YELLOW	+
		YELLOW/BLACK	-

8 Pin Amplifier Bypass Harness (Factory Amp Location)

Speaker Location	Label Name	Axxess Color	Polarity
SUB	SPK 09	RED	+
		BLACK	-
Right Front	SPK 10	GRAY	+
		GRAY/BLACK	-
Left Front	SPK 11	WHITE	+
		WHITE/BLACK	-





AXDSPX-GMM50 Speaker assignment

Chevy Camaro 2016-18 With Bose

Amplifier Location: Center of Trunk towards Rear

16 Pin Amplifier Bypass Harness (Factory Amp Location)

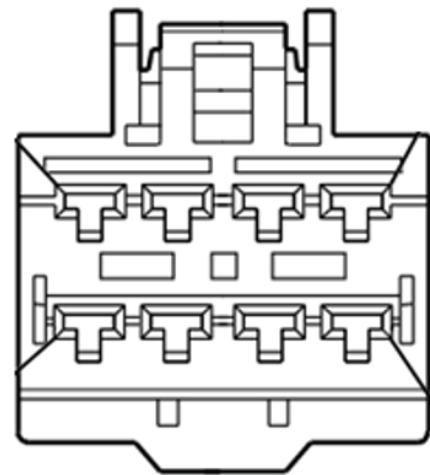
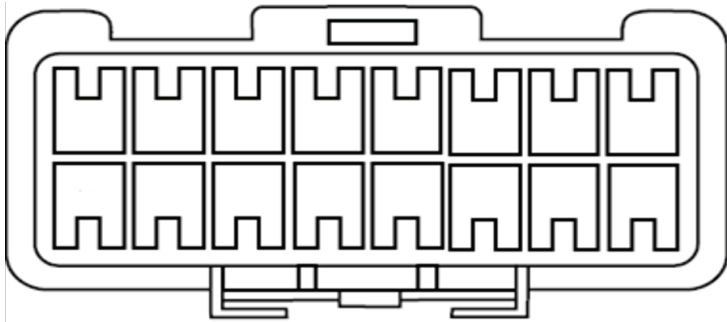
Speaker Location	Label Name	Axxess Color	Polarity
N/A	SPK1	PINK	+
		PINK/BLACK	-
N/A	SPK2	BLUE	+
		BLUE/BLACK	-
Center	SPK3	RED/WHITE	+
		RED/BLACK	-
Right Front Tweeter	SPK4	PURPLE	+
		PURPLE/BLACK	-
Left Front Tweeter	SPK5	GREEN	+
		GREEN/BLACK	-
Right Rear	SPK6	ORANGE	+
		ORANGE/BLACK	-
Left Rear	SPK7	ORANGE	+
		ORANGE/BLACK	-
SUB	SPK8	YELLOW	+
		YELLOW/BLACK	-

8 Pin Amplifier Bypass Harness (Factory Amp Location)

Speaker Location	Label Name	Axxess Color	Polarity
Right Front	SPK 09	RED	+
		BLACK	-
N/A	SPK 10	GRAY	+
		GRAY/BLACK	-
Left Front	SPK 11	WHITE	+
		WHITE/BLACK	-

8 Pin Amplifier Bypass Harness (Factory Amp Location) -CM8

Speaker Location	Label Name	Axxess Color	Polarity
Left SUB	SPK 09	RED	+
		BLACK	-
Right Front	SPK 10	GRAY	+
		GRAY/BLACK	-
Left Front	SPK 11	WHITE	+
		WHITE/BLACK	-



What Fits My Vehicle? See the [Vehicle Fit Guide](https://www.axxessinterfaces.com) at [AxxessInterfaces.com](https://www.axxessinterfaces.com)





AXDSPX-GMM50 Speaker assignment

Chevy Colorado 2015-18 with Bose

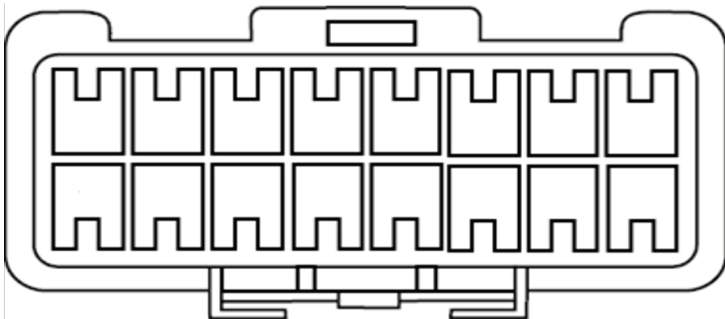
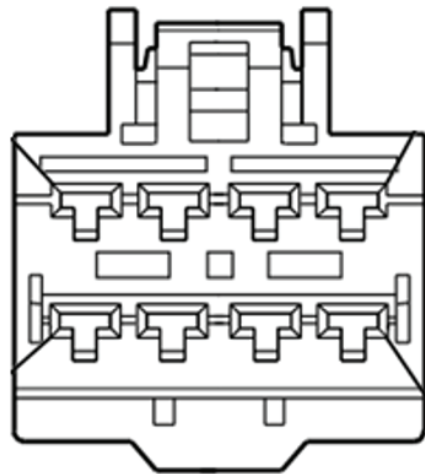
Amplifier Location: Behind glovebox

16 Pin Amplifier Bypass Harness (Factory Amp Location)

Speaker Location	Label Name	Axxess Color	Polarity
N/A	SPK1	PINK	+
		PINK/BLACK	-
N/A	SPK2	BLUE	+
		BLUE/BLACK	-
Center	SPK3	RED/WHITE	+
		RED/BLACK	-
Right Front	SPK4	PURPLE	+
		PURPLE/BLACK	-
Left Front	SPK5	GREEN	+
		GREEN/BLACK	-
Right Rear	SPK6	ORANGE	+
		ORANGE/BLACK	-
Left Rear	SPK7	ORANGE	+
		ORANGE/BLACK	-
N/A	SPK8	YELLOW	+
		YELLOW/BLACK	-

8 Pin Amplifier Bypass Harness (Factory Amp Location)

Speaker Location	Label Name	Axxess Color	Polarity
Right Front	SPK 09	RED	+
		BLACK	-
N/A	SPK 10	GRAY	+
		GRAY/BLACK	-
Left Front	SPK 11	WHITE	+
		WHITE/BLACK	-



What Fits My Vehicle? See the [Vehicle Fit Guide](https://www.axxessinterfaces.com/vehicle-fit-guide) at [AxxessInterfaces.com](https://www.axxessinterfaces.com)





AXDSPX-GMM50 Speaker assignment

Chevy Corvette 2014-19 with RPO UQA

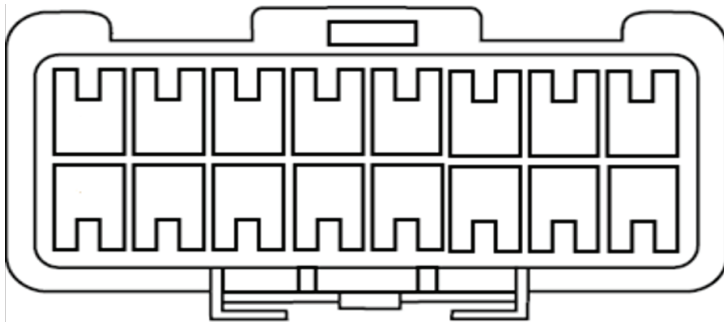
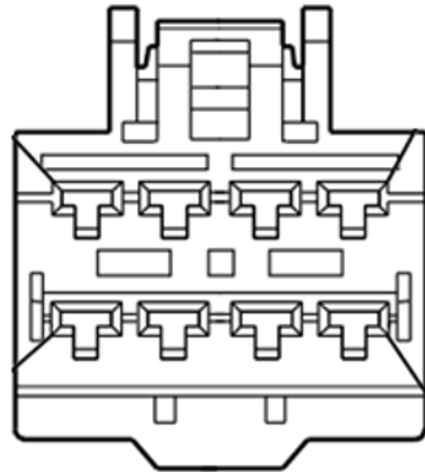
Amplifier Location: Center of Trunk towards Rear

16 Pin Amplifier Bypass Harness (Factory Amp Location)

Speaker Location	Label Name	Axxess Color	Polarity
N/A	SPK1	PINK	+
		PINK/BLACK	-
N/A	SPK2	BLUE	+
		BLUE/BLACK	-
Center	SPK3	RED/WHITE	+
		RED/BLACK	-
Right Rear	SPK4	PURPLE	+
		PURPLE/BLACK	-
Left Rear	SPK5	GREEN	+
		GREEN/BLACK	-
Right Front	SPK6	ORANGE	+
		ORANGE/BLACK	-
Left Front	SPK7	ORANGE	+
		ORANGE/BLACK	-
N/A	SPK8	YELLOW	+
		YELLOW/BLACK	-

8 Pin Amplifier Bypass Harness (Factory Amp Location)

Speaker Location	Label Name	Axxess Color	Polarity
Right Front Woofer	SPK 09	RED	+
		BLACK	-
N/A	SPK 10	GRAY	+
		GRAY/BLACK	-
Left Front Woofer	SPK 11	WHITE	+
		WHITE/BLACK	-



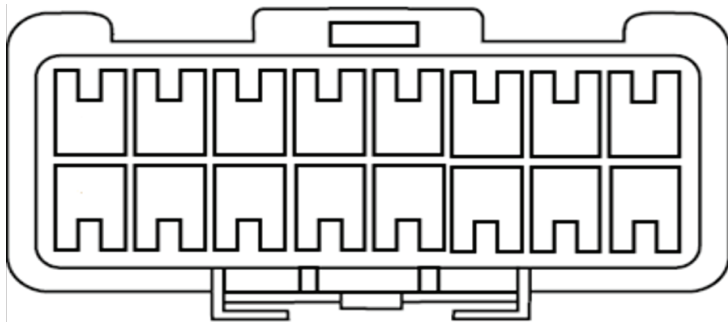
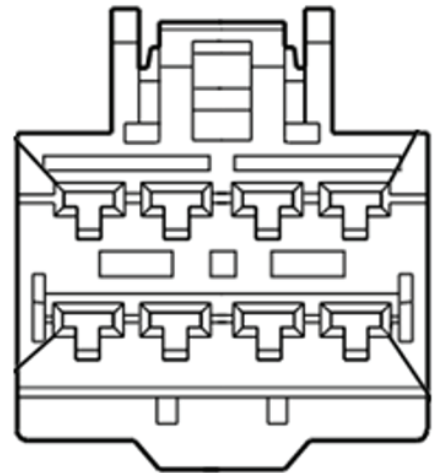


AXDSPX-GMM50 Speaker assignment

Chevy Corvette 2014-19 with RPO UQS

Amplifier Location: Center of Trunk towards Rear

16 Pin Amplifier Bypass Harness (Factory Amp Location)				8 Pin Amplifier Bypass Harness (Factory Amp Location)			
Speaker Location	Label Name	Axxess Color	Polarity	Speaker Location	Label Name	Axxess Color	Polarity
Center	SPK1	PINK	+	Right Front Woofer	SPK 09	RED	+
		PINK/BLACK	-			BLACK	-
Right Front	SPK2	BLUE	+	N/A	SPK 10	GRAY	+
		BLUE/BLACK	-			GRAY/BLACK	-
Left Front	SPK3	RED/WHITE	+	Left Front Woofer	SPK 11	WHITE	+
		RED/BLACK	-			WHITE/BLACK	-
Right Rear	SPK4	PURPLE	+				
		PURPLE/BLACK	-				
Left Rear	SPK5	GREEN	+				
		GREEN/BLACK	-				
Right SUB	SPK6	ORANGE	+				
		ORANGE/BLACK	-				
Left SUB	SPK7	ORANGE	+				
		ORANGE/BLACK	-				
N/A	SPK8	YELLOW	+				
		YELLOW/BLACK	-				





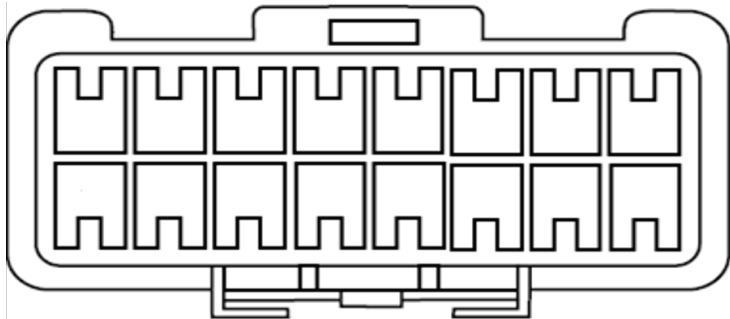
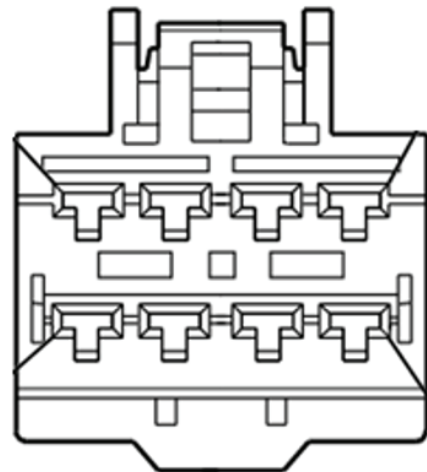
AXDSPX-GMM50 Speaker assignment

Chevy Cruze 2016-19 With Bose

Amplifier Location: Right Rear, Behind Quarter Panel

16 Pin Amplifier Bypass Harness (Factory Amp Location)			
Speaker Location	Label Name	Axxess Color	Polarity
N/A	SPK1	PINK	+
		PINK/BLACK	-
N/A	SPK2	BLUE	+
		BLUE/BLACK	-
N/A	SPK3	RED/WHITE	+
		RED/BLACK	-
N/A	SPK4	PURPLE	+
		PURPLE/BLACK	-
CENTER	SPK5	GREEN	+
		GREEN/BLACK	-
Right Rear	SPK6	ORANGE	+
		ORANGE/BLACK	-
Left Rear	SPK7	ORANGE	+
		ORANGE/BLACK	-
Right Sub	SPK8	YELLOW	+
		YELLOW/BLACK	-

8 Pin Amplifier Bypass Harness (Factory Amp Location)			
Speaker Location	Label Name	Axxess Color	Polarity
Left Sub	SPK 09	RED	+
		BLACK	-
Right Front	SPK 10	GRAY	+
		GRAY/BLACK	-
Left Front	SPK 11	WHITE	+
		WHITE/BLACK	-





AXDSPX-GMM50 Speaker assignment

Chevy Equinox 2018 with RPO UQA & IO5/IO6

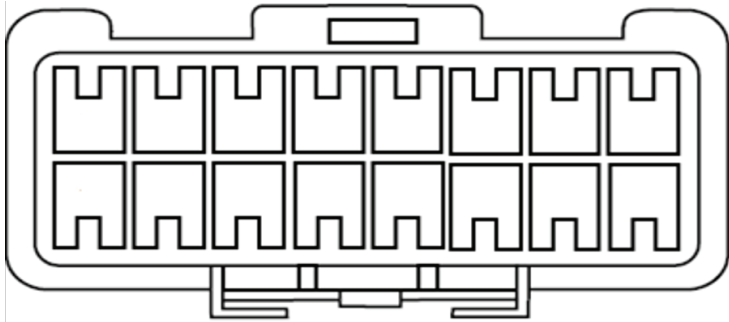
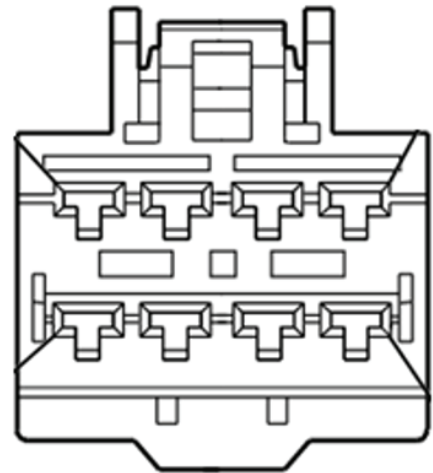
Amplifier Location: Front Floor of Center Console

16 Pin Amplifier Bypass Harness (Factory Amp Location)

Speaker Location	Label Name	Axxess Color	Polarity
N/A	SPK1	PINK	+
		PINK/BLACK	-
N/A	SPK2	BLUE	+
		BLUE/BLACK	-
Center	SPK3	RED/WHITE	+
		RED/BLACK	-
Right Front Tweeter	SPK4	PURPLE	+
		PURPLE/BLACK	-
Left Front Tweeter	SPK5	GREEN	+
		GREEN/BLACK	-
Right Rear	SPK6	ORANGE	+
		ORANGE/BLACK	-
Left Rear	SPK7	ORANGE	+
		ORANGE/BLACK	-
N/A	SPK8	YELLOW	+
		YELLOW/BLACK	-

8 Pin Amplifier Bypass Harness (Factory Amp Location)

Speaker Location	Label Name	Axxess Color	Polarity
Right Front	SPK 09	RED	+
		BLACK	-
N/A	SPK 10	GRAY	+
		GRAY/BLACK	-
Left Front	SPK 11	WHITE	+
		WHITE/BLACK	-





AXDSPX-GMM50 Speaker assignment

Chevy Equinox 2018 with RPO UQA & IOS/IOT/IO6

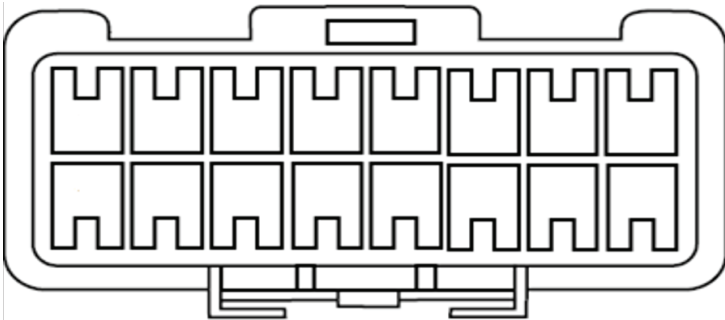
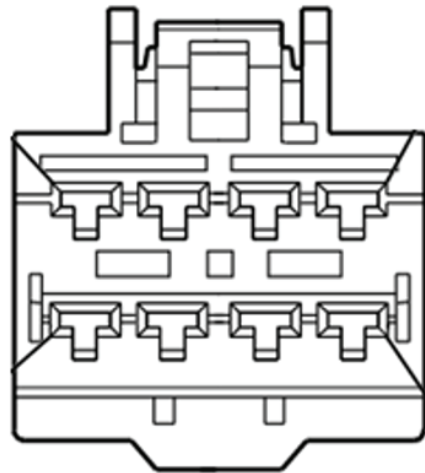
Amplifier Location: Front Floor of Center Console

16 Pin Amplifier Bypass Harness (Factory Amp Location)

Speaker Location	Label Name	Axxess Color	Polarity
N/A	SPK1	PINK	+
		PINK/BLACK	-
Right Front Tweeter	SPK2	BLUE	+
		BLUE/BLACK	-
Left Front Tweeter	SPK3	RED/WHITE	+
		RED/BLACK	-
Right Rear	SPK4	PURPLE	+
		PURPLE/BLACK	-
Left Rear	SPK5	GREEN	+
		GREEN/BLACK	-
N/A	SPK6	ORANGE	+
		ORANGE/BLACK	-
Center	SPK7	ORANGE	+
		ORANGE/BLACK	-
N/A	SPK8	YELLOW	+
		YELLOW/BLACK	-

8 Pin Amplifier Bypass Harness (Factory Amp Location)

Speaker Location	Label Name	Axxess Color	Polarity
Right Front	SPK 09	RED	+
		BLACK	-
N/A	SPK 10	GRAY	+
		GRAY/BLACK	-
Left Front	SPK 11	WHITE	+
		WHITE/BLACK	-





AXDSPX-GMM50 Speaker assignment

Chevy Impala 2014-20 with RPO UQS

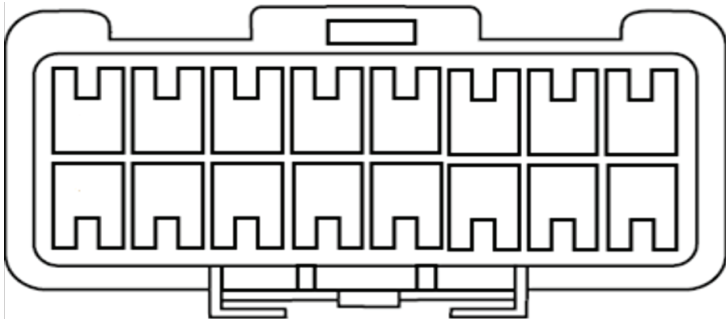
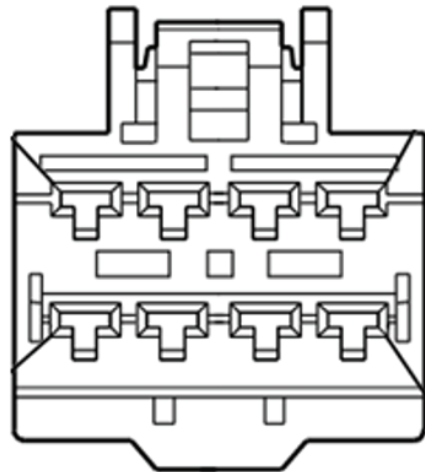
Amplifier Location: Right Rear, Behind Quarter Panel

16 Pin Amplifier Bypass Harness (Factory Amp Location)

Speaker Location	Label Name	Axxess Color	Polarity
N/A	SPK1	PINK	+
		PINK/BLACK	-
Left Rear Shelf	SPK2	BLUE	+
		BLUE/BLACK	-
Center	SPK3	RED/WHITE	+
		RED/BLACK	-
Right Front Tweeter	SPK4	PURPLE	+
		PURPLE/BLACK	-
Left Front Tweeter	SPK5	GREEN	+
		GREEN/BLACK	-
Right Rear	SPK6	ORANGE	+
		ORANGE/BLACK	-
Left Rear	SPK7	ORANGE	+
		ORANGE/BLACK	-
Right Rear Shelf	SPK8	YELLOW	+
		YELLOW/BLACK	-

8 Pin Amplifier Bypass Harness (Factory Amp Location)

Speaker Location	Label Name	Axxess Color	Polarity
Left Rear Shelf	SPK 09	RED	+
		BLACK	-
Right Front	SPK 10	GRAY	+
		GRAY/BLACK	-
Left Front	SPK 11	WHITE	+
		WHITE/BLACK	-



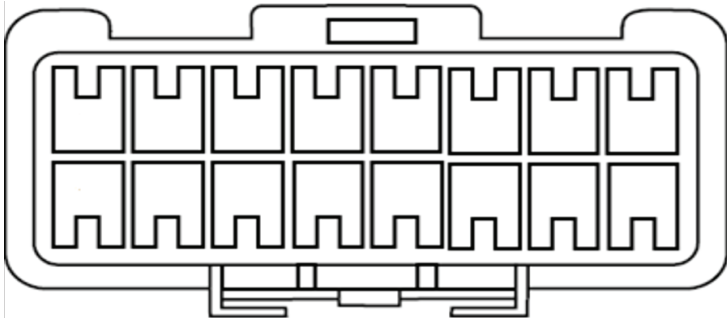
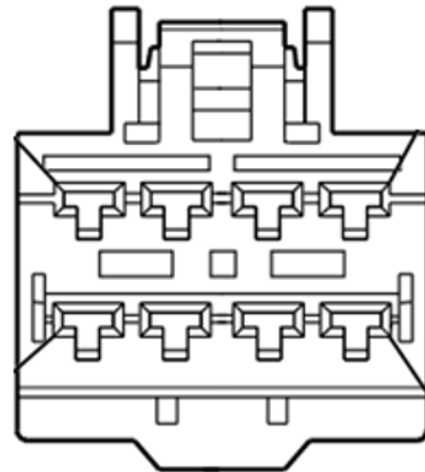


AXDSPX-GMM50 Speaker assignment

Chevy Impala 2014-20 without UQS

Amplifier Location: Right Rear, Behind Quarter Panel

16 Pin Amplifier Bypass Harness (Factory Amp Location)				8 Pin Amplifier Bypass Harness (Factory Amp Location)			
Speaker Location	Label Name	Axxess Color	Polarity	Speaker Location	Label Name	Axxess Color	Polarity
N/A	SPK1	PINK	+	N/A	SPK 09	RED	+
		PINK/BLACK	-			BLACK	-
N/A	SPK2	BLUE	+	Right Front	SPK 10	GRAY	+
		BLUE/BLACK	-			GRAY/BLACK	-
N/A	SPK3	RED/WHITE	+	Left Front	SPK 11	WHITE	+
		RED/BLACK	-			WHITE/BLACK	-
Right Front Tweeter	SPK4	PURPLE	+				
		PURPLE/BLACK	-				
Left Front Tweeter	SPK5	GREEN	+				
		GREEN/BLACK	-				
Right Rear	SPK6	ORANGE	+				
		ORANGE/BLACK	-				
Left Rear	SPK7	ORANGE	+				
		ORANGE/BLACK	-				
N/A	SPK8	YELLOW	+				
		YELLOW/BLACK	-				





AXDSPX-GMM50 Speaker assignment

Chevy Malibu 2016-2018 with Bose

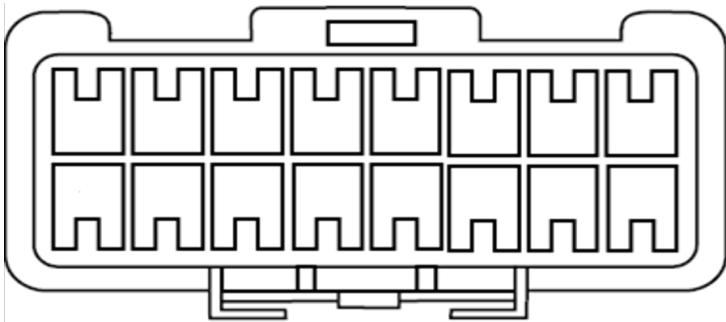
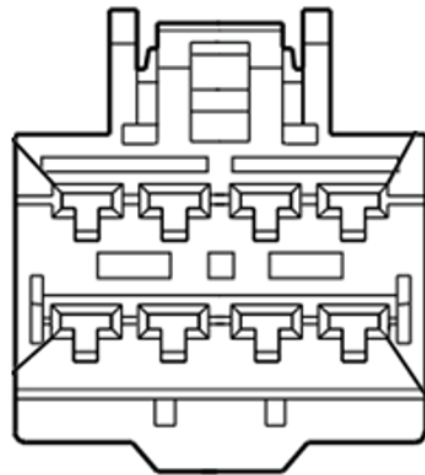
Amplifier Location: Right Rear, Behind Quarter Panel

16 Pin Amplifier Bypass Harness (Factory Amp Location)

Speaker Location	Label Name	Axxess Color	Polarity
N/A	SPK1	PINK	+
		PINK/BLACK	-
N/A	SPK2	BLUE	+
		BLUE/BLACK	-
N/A	SPK3	RED/WHITE	+
		RED/BLACK	-
N/A	SPK4	PURPLE	+
		PURPLE/BLACK	-
CENTER	SPK5	GREEN	+
		GREEN/BLACK	-
RIGHT REAR	SPK6	ORANGE	+
		ORANGE/BLACK	-
LEFT REAR	SPK7	ORANGE	+
		ORANGE/BLACK	-
Right Sub	SPK8	YELLOW	+
		YELLOW/BLACK	-

8 Pin Amplifier Bypass Harness (Factory Amp Location)

Speaker Location	Label Name	Axxess Color	Polarity
Left Sub	SPK 09	RED	+
		BLACK	-
Right Front	SPK 10	GRAY	+
		GRAY/BLACK	-
Left Front	SPK 11	WHITE	+
		WHITE/BLACK	-





AXDSPX-GMM50 Speaker assignment

Chevy Silverado 2014-2018 with RPO UQG

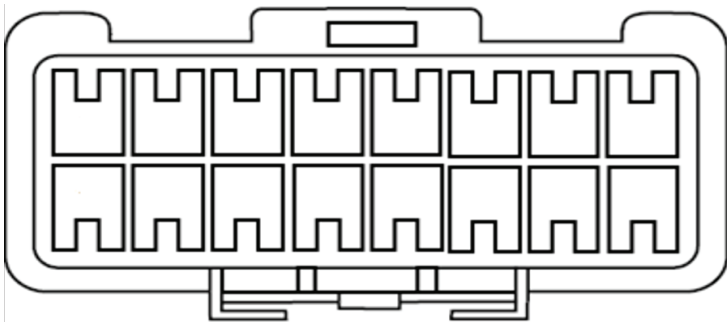
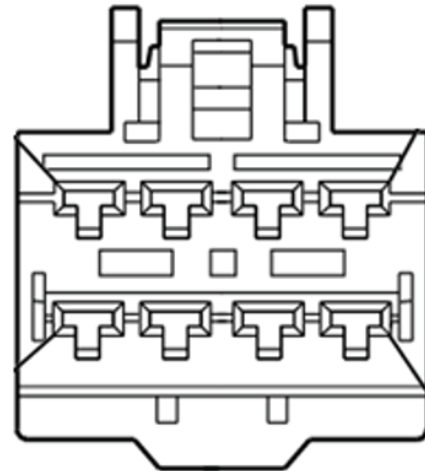
Amplifier Location: Center rear wall

16 Pin Amplifier Bypass Harness (Factory Amp Location)

Speaker Location	Label Name	Axxess Color	Polarity
N/A	SPK1	PINK	+
		PINK/BLACK	-
N/A	SPK2	BLUE	+
		BLUE/BLACK	-
N/A	SPK3	RED/WHITE	+
		RED/BLACK	-
N/A	SPK4	PURPLE	+
		PURPLE/BLACK	-
N/A	SPK5	GREEN	+
		GREEN/BLACK	-
RIGHT REAR	SPK6	ORANGE	+
		ORANGE/BLACK	-
LEFT REAR	SPK7	ORANGE	+
		ORANGE/BLACK	-
N/A	SPK8	YELLOW	+
		YELLOW/BLACK	-

8 Pin Amplifier Bypass Harness (Factory Amp Location)

Speaker Location	Label Name	Axxess Color	Polarity
Sub (with RPO D07)	SPK 09	RED	+
		BLACK	-
Right Front	SPK 10	GRAY	+
		GRAY/BLACK	-
Left Front	SPK 11	WHITE	+
		WHITE/BLACK	-





AXDSPX-GMM50 Speaker assignment

Chevy Silverado 2014-2018 with RPO UQA

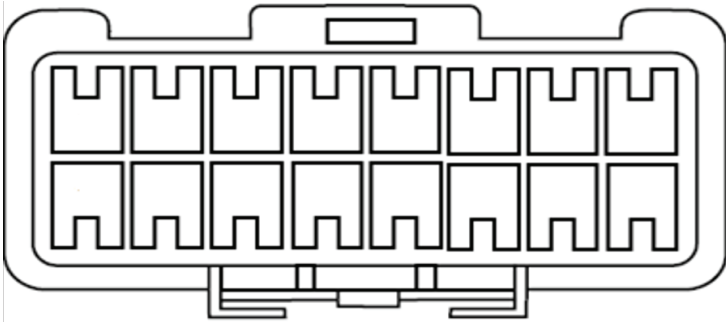
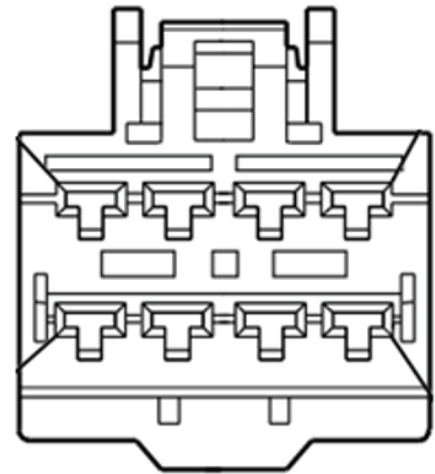
Amplifer Location: Center rear wall

16 Pin Amplifier Bypass Harness (Factory Amp Location)

Speaker Location	Label Name	Axxess Color	Polarity
N/A	SPK1	PINK	+
		PINK/BLACK	-
N/A	SPK2	BLUE	+
		BLUE/BLACK	-
N/A	SPK3	RED/WHITE	+
		RED/BLACK	-
Right Front Tweeter	SPK4	PURPLE	+
		PURPLE/BLACK	-
Left Front tweeter	SPK5	GREEN	+
		GREEN/BLACK	-
Right Rear	SPK6	ORANGE	+
		ORANGE/BLACK	-
Left Rear	SPK7	ORANGE	+
		ORANGE/BLACK	-
N/A	SPK8	YELLOW	+
		YELLOW/BLACK	-

8 Pin Amplifier Bypass Harness (Factory Amp Location)

Speaker Location	Label Name	Axxess Color	Polarity
Sub (with RPO D07)	SPK 09	RED	+
		BLACK	-
Right Front	SPK 10	GRAY	+
		GRAY/BLACK	-
Left Front	SPK 11	WHITE	+
		WHITE/BLACK	-





AXDSPX-GMM50 Speaker assignment

Chevy Suburban 2015-20 with RPO UQA/UQH/UQS

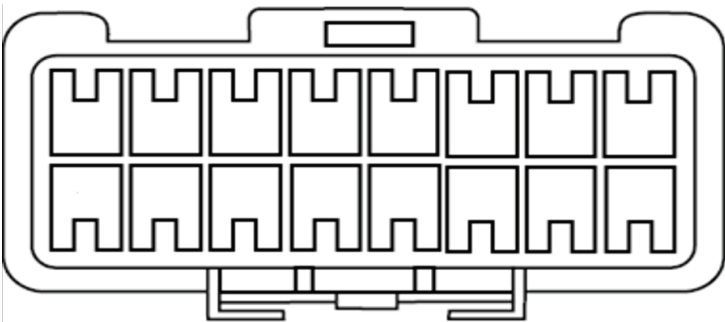
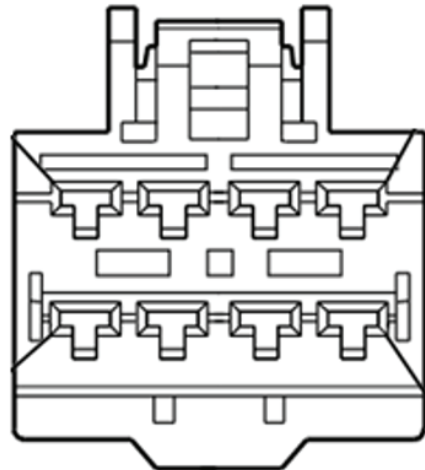
Amplifier Location: Left Rear, Behind Quarter Panel

16 Pin Amplifier Bypass Harness (Factory Amp Location)

Speaker Location	Label Name	Axxess Color	Polarity
left Front Tweeter	SPK1	PINK	+
		PINK/BLACK	-
Center	SPK2	BLUE	+
		BLUE/BLACK	-
Left Rear Mid	SPK3	RED/WHITE	+
		RED/BLACK	-
Right Front Tweeter	SPK4	PURPLE	+
		PURPLE/BLACK	-
Left Front Tweeter	SPK5	GREEN	+
		GREEN/BLACK	-
Right Rear	SPK6	ORANGE	+
		ORANGE/BLACK	-
Left Rear	SPK7	ORANGE	+
		ORANGE/BLACK	-
N/A	SPK8	YELLOW	+
		YELLOW/BLACK	-

8 Pin Amplifier Bypass Harness (Factory Amp Location)

Speaker Location	Label Name	Axxess Color	Polarity
Right Front	SPK 09	RED	+
		BLACK	-
N/A	SPK 10	GRAY	+
		GRAY/BLACK	-
Left Front	SPK 11	WHITE	+
		WHITE/BLACK	-



What Fits My Vehicle? See the [Vehicle Fit Guide](#) at AxxessInterfaces.com



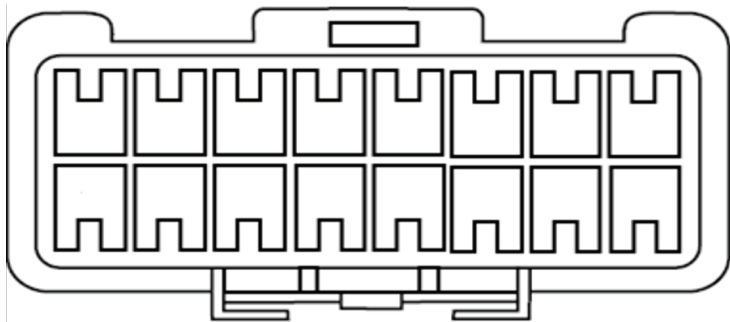
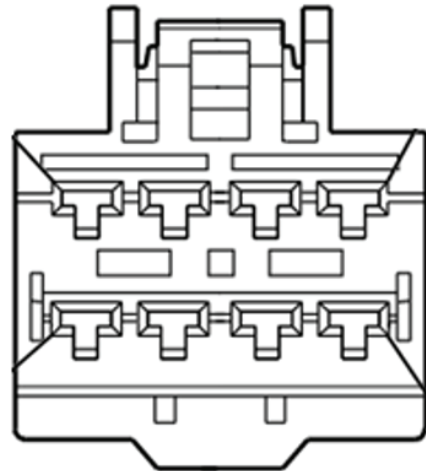


AXDSPX-GMM50 Speaker assignment

Chevy Tahoe 2015-20 with RPO UQA/UQH/UQS

Amplifier Location: Left Rear, Behind Quarter Panel

16 Pin Amplifier Bypass Harness (Factory Amp Location)				8 Pin Amplifier Bypass Harness (Factory Amp Location)			
Speaker Location	Label Name	Axxess Color	Polarity	Speaker Location	Label Name	Axxess Color	Polarity
left Front Tweeter	SPK1	PINK	+	Right Front	SPK 09	RED	+
		PINK/BLACK	-			BLACK	-
Center	SPK2	BLUE	+	N/A	SPK 10	GRAY	+
		BLUE/BLACK	-			GRAY/BLACK	-
Left Rear Mid	SPK3	RED/WHITE	+	Left Front	SPK 11	WHITE	+
		RED/BLACK	-			WHITE/BLACK	-
Right Front Tweeter	SPK4	PURPLE	+				
		PURPLE/BLACK	-				
Left Front Tweeter	SPK5	GREEN	+				
		GREEN/BLACK	-				
Right Rear	SPK6	ORANGE	+				
		ORANGE/BLACK	-				
Left Rear	SPK7	ORANGE	+				
		ORANGE/BLACK	-				
N/A	SPK8	YELLOW	+				
		YELLOW/BLACK	-				



What Fits My Vehicle? See the [Vehicle Fit Guide](https://www.axxessinterfaces.com/vehicle-fit-guide) at [AxxessInterfaces.com](https://www.axxessinterfaces.com)





AXDSPX-GMM50 Speaker assignment

Chevy Traverse 2018-2019 with Bose

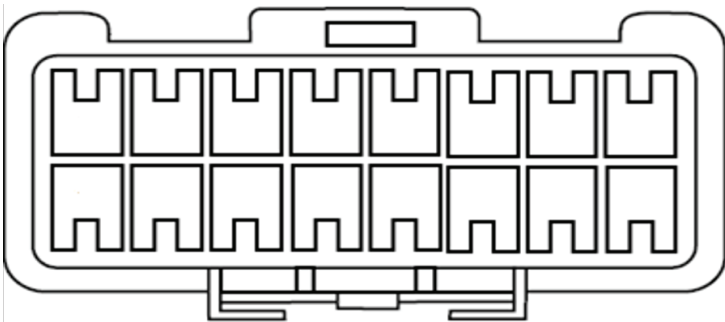
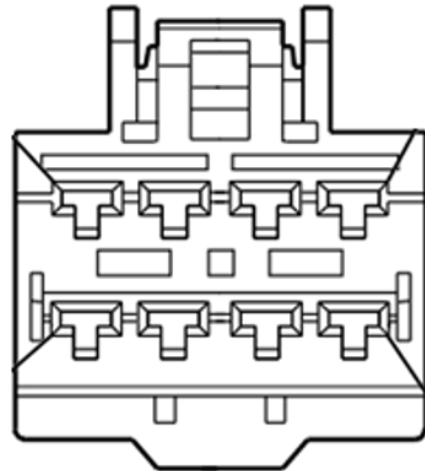
Amplifier Location: Front Floor of Center Console

16 Pin Amplifier Bypass Harness (Factory Amp Location)

Speaker Location	Label Name	Axxess Color	Polarity
N/A	SPK1	PINK	+
		PINK/BLACK	-
N/A	SPK2	BLUE	+
		BLUE/BLACK	-
N/A	SPK3	RED/WHITE	+
		RED/BLACK	-
LEFT REAR MID	SPK4	PURPLE	+
		PURPLE/BLACK	-
CENTER	SPK5	GREEN	+
		GREEN/BLACK	-
RIGHT REAR	SPK6	ORANGE	+
		ORANGE/BLACK	-
LEFT REAR	SPK7	ORANGE	+
		ORANGE/BLACK	-
N/A	SPK8	YELLOW	+
		YELLOW/BLACK	-

8 Pin Amplifier Bypass Harness (Factory Amp Location)

Speaker Location	Label Name	Axxess Color	Polarity
SUB	SPK 09	RED	+
		BLACK	-
Right Front	SPK 10	GRAY	+
		GRAY/BLACK	-
Left Front	SPK 11	WHITE	+
		WHITE/BLACK	-



What Fits My Vehicle? See the [Vehicle Fit Guide](https://www.axxessinterfaces.com/vehicle-fit-guide) at [AxxessInterfaces.com](https://www.axxessinterfaces.com)

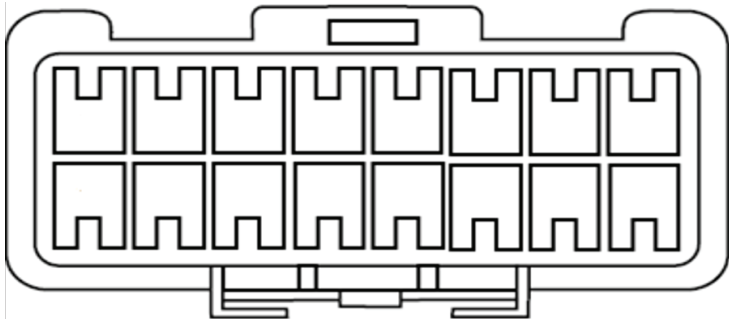
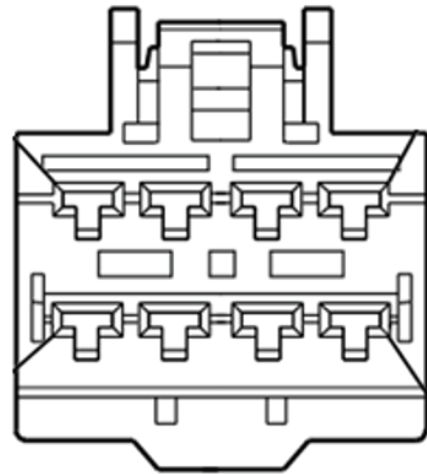


© COPYRIGHT 2024 METRA ELECTRONICS CORPORATION



AXDSPX-GMM50 Speaker assignment

Chevy Volt 2016-18							
Amplifier Location: Right Rear, Behind Quarter Panel							
16 Pin Amplifier Bypass Harness (Factory Amp Location)				8 Pin Amplifier Bypass Harness (Factory Amp Location)			
Speaker Location	Label Name	Axxess Color	Polarity	Speaker Location	Label Name	Axxess Color	Polarity
N/A	SPK1	PINK	+	SUB	SPK 09	RED	+
		PINK/BLACK	-			BLACK	-
N/A	SPK2	BLUE	+	Right Front	SPK 10	GRAY	+
		BLUE/BLACK	-			GRAY/BLACK	-
N/A	SPK3	RED/WHITE	+	Left Front	SPK 11	WHITE	+
		RED/BLACK	-			WHITE/BLACK	-
N/A	SPK4	PURPLE	+				
		PURPLE/BLACK	-				
Center	SPK5	GREEN	+				
		GREEN/BLACK	-				
Right Rear	SPK6	ORANGE	+				
		ORANGE/BLACK	-				
Left Rear	SPK7	ORANGE	+				
		ORANGE/BLACK	-				
N/A	SPK8	YELLOW	+				
		YELLOW/BLACK	-				





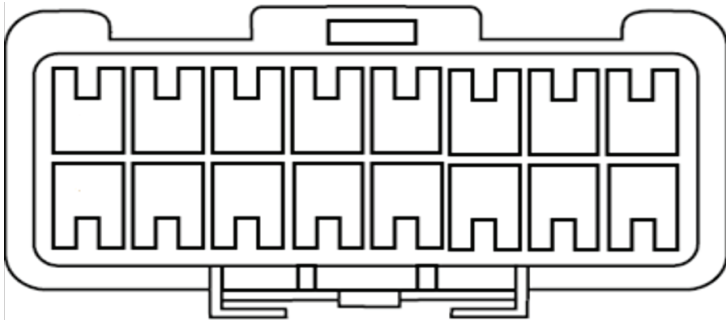
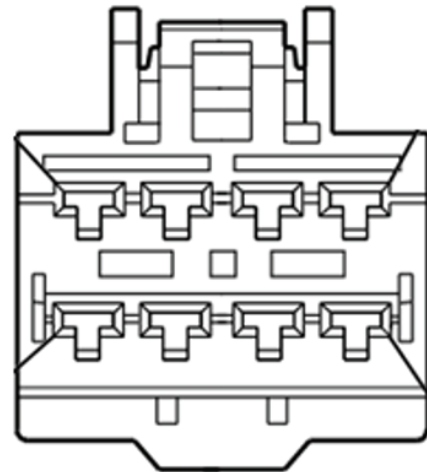
AXDSPX-GMM50 Speaker assignment

GMC Acadia 2017-18 with Bose

Amplifier Location: Front Floor of Center Console

16 Pin Amplifier Bypass Harness (Factory Amp Location)			
Speaker Location	Label Name	Axxess Color	Polarity
N/A	SPK1	PINK	+
		PINK/BLACK	-
N/A	SPK2	BLUE	+
		BLUE/BLACK	-
N/A	SPK3	RED/WHITE	+
		RED/BLACK	-
N/A	SPK4	PURPLE	+
		PURPLE/BLACK	-
Center	SPK5	GREEN	+
		GREEN/BLACK	-
Right Rear	SPK6	ORANGE	+
		ORANGE/BLACK	-
Left Rear	SPK7	ORANGE	+
		ORANGE/BLACK	-
N/A	SPK8	YELLOW	+
		YELLOW/BLACK	-

8 Pin Amplifier Bypass Harness (Factory Amp Location)			
Speaker Location	Label Name	Axxess Color	Polarity
SUB	SPK 09	RED	+
		BLACK	-
Right Front	SPK 10	GRAY	+
		GRAY/BLACK	-
Left Front	SPK 11	WHITE	+
		WHITE/BLACK	-





AXDSPX-GMM50 Speaker assignment

GMC Canyon 2015-18 with Bose

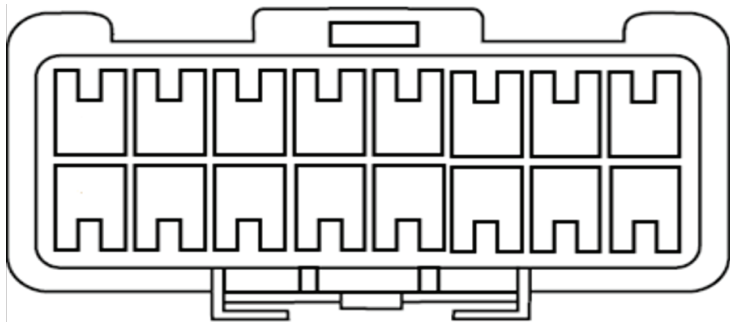
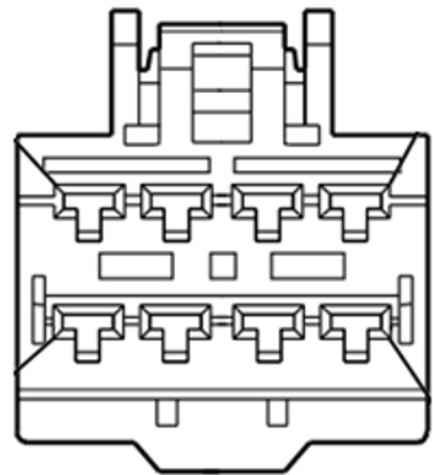
Amplifier Location: Behind glovebox

16 Pin Amplifier Bypass Harness (Factory Amp Location)

Speaker Location	Label Name	Axxess Color	Polarity
N/A	SPK1	PINK	+
		PINK/BLACK	-
N/A	SPK2	BLUE	+
		BLUE/BLACK	-
Center	SPK3	RED/WHITE	+
		RED/BLACK	-
Right Front	SPK4	PURPLE	+
		PURPLE/BLACK	-
Left Front	SPK5	GREEN	+
		GREEN/BLACK	-
Right Rear	SPK6	ORANGE	+
		ORANGE/BLACK	-
Left Rear	SPK7	ORANGE	+
		ORANGE/BLACK	-
N/A	SPK8	YELLOW	+
		YELLOW/BLACK	-

8 Pin Amplifier Bypass Harness (Factory Amp Location)

Speaker Location	Label Name	Axxess Color	Polarity
Right Front	SPK 09	RED	+
		BLACK	-
N/A	SPK 10	GRAY	+
		GRAY/BLACK	-
Left Front	SPK 11	WHITE	+
		WHITE/BLACK	-



What Fits My Vehicle? See the [Vehicle Fit Guide](https://www.axxessinterfaces.com/vehicle-fit-guide) at [AxxessInterfaces.com](https://www.axxessinterfaces.com)



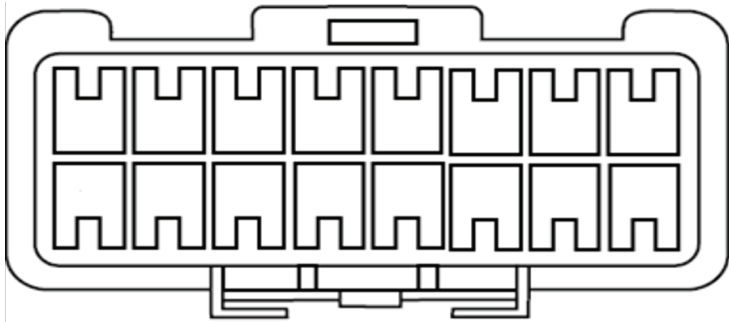
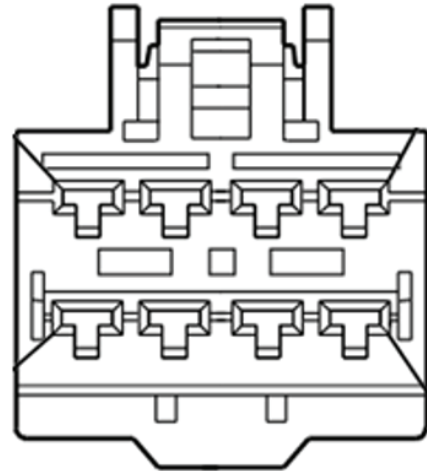


AXDSPX-GMM50 Speaker assignment

GMC Sierra 2014-2018 with RPO UQG

Amplifier Location: Center rear wall

16 Pin Amplifier Bypass Harness (Factory Amp Location)				8 Pin Amplifier Bypass Harness (Factory Amp Location)			
Speaker Location	Label Name	Axxess Color	Polarity	Speaker Location	Label Name	Axxess Color	Polarity
N/A	SPK1	PINK	+	Sub (with RPO D07)	SPK 09	RED	+
		PINK/BLACK	-			BLACK	-
N/A	SPK2	BLUE	+	Right Front	SPK 10	GRAY	+
		BLUE/BLACK	-			GRAY/BLACK	-
N/A	SPK3	RED/WHITE	+	Left Front	SPK 11	WHITE	+
		RED/BLACK	-			WHITE/BLACK	-
N/A	SPK4	PURPLE	+				
		PURPLE/BLACK	-				
N/A	SPK5	GREEN	+				
		GREEN/BLACK	-				
RIGHT REAR	SPK6	ORANGE	+				
		ORANGE/BLACK	-				
LEFT REAR	SPK7	ORANGE	+				
		ORANGE/BLACK	-				
N/A	SPK8	YELLOW	+				
		YELLOW/BLACK	-				



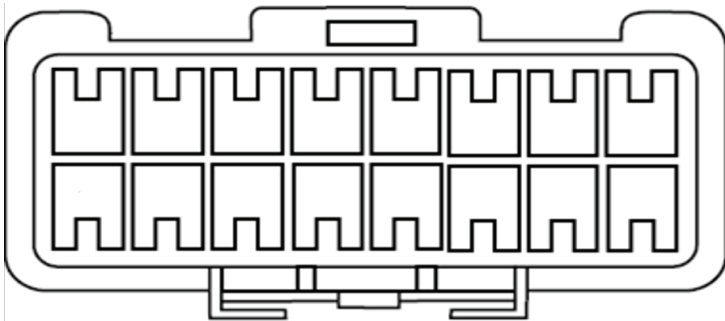
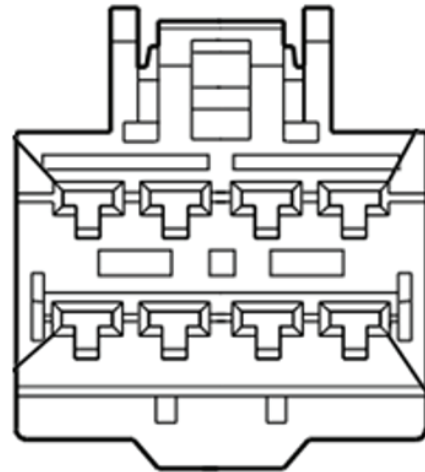


AXDSPX-GMM50 Speaker assignment

GMC Sierra 2014-2018 with RPO UQA

Amplifier Location: Center rear wall

16 Pin Amplifier Bypass Harness (Factory Amp Location)				8 Pin Amplifier Bypass Harness (Factory Amp Location)			
Speaker Location	Label Name	Axxess Color	Polarity	Speaker Location	Label Name	Axxess Color	Polarity
N/A	SPK1	PINK	+	Sub (with RPO D07)	SPK 09	RED	+
		PINK/BLACK	-			BLACK	-
N/A	SPK2	BLUE	+	Right Front	SPK 10	GRAY	+
		BLUE/BLACK	-			GRAY/BLACK	-
N/A	SPK3	RED/WHITE	+	Left Front	SPK 11	WHITE	+
		RED/BLACK	-			WHITE/BLACK	-
Right Front Tweeter	SPK4	PURPLE	+				
		PURPLE/BLACK	-				
Left Front tweeter	SPK5	GREEN	+				
		GREEN/BLACK	-				
Right Rear	SPK6	ORANGE	+				
		ORANGE/BLACK	-				
Left Rear	SPK7	ORANGE	+				
		ORANGE/BLACK	-				
N/A	SPK8	YELLOW	+				
		YELLOW/BLACK	-				



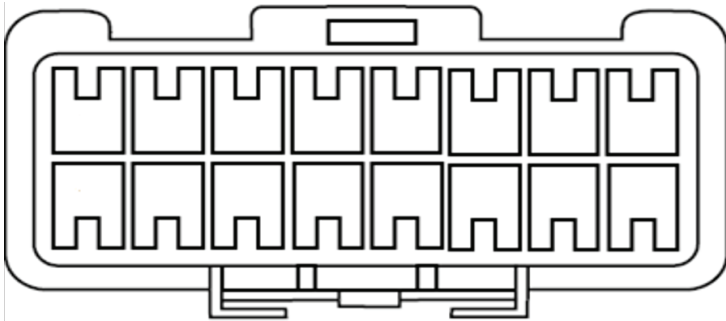
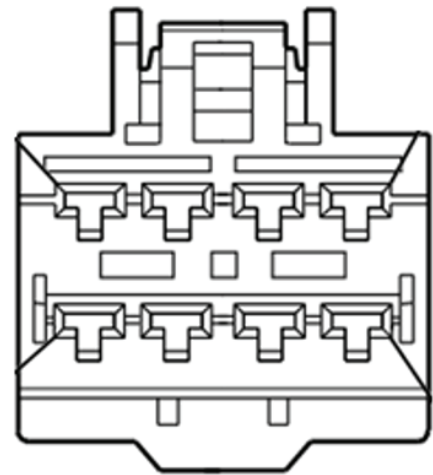


AXDSPX-GMM50 Speaker assignment

GMC Terrain 2018 with RPO UQA & IO5/IO6

Amplifier Location: Front Floor of Center Console

16 Pin Amplifier Bypass Harness (Factory Amp Location)				8 Pin Amplifier Bypass Harness (Factory Amp Location)			
Speaker Location	Label Name	Axxess Color	Polarity	Speaker Location	Label Name	Axxess Color	Polarity
N/A	SPK1	PINK	+	Right Front	SPK 09	RED	+
		PINK/BLACK	-			BLACK	-
N/A	SPK2	BLUE	+	N/A	SPK 10	GRAY	+
		BLUE/BLACK	-			GRAY/BLACK	-
Center	SPK3	RED/WHITE	+	Left Front	SPK 11	WHITE	+
		RED/BLACK	-			WHITE/BLACK	-
Right Front Tweeter	SPK4	PURPLE	+				
		PURPLE/BLACK	-				
Left Front Tweeter	SPK5	GREEN	+				
		GREEN/BLACK	-				
Right Rear	SPK6	ORANGE	+				
		ORANGE/BLACK	-				
Left Rear	SPK7	ORANGE	+				
		ORANGE/BLACK	-				
N/A	SPK8	YELLOW	+				
		YELLOW/BLACK	-				



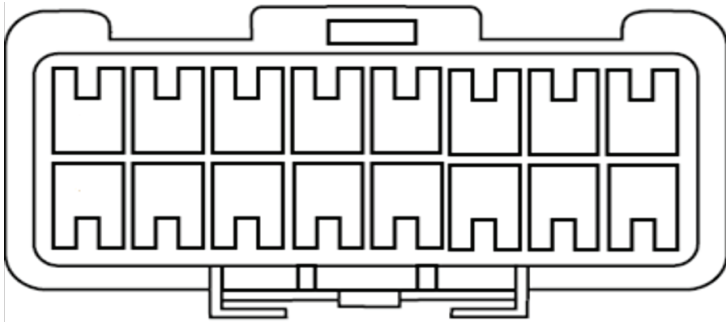
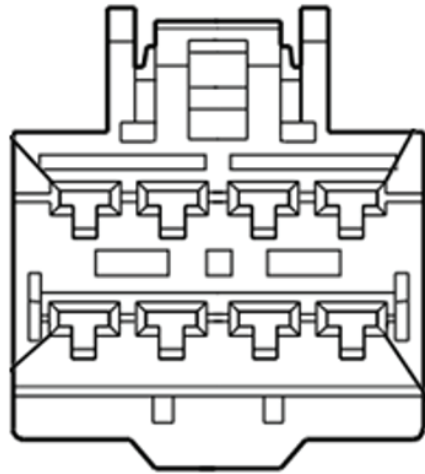


AXDSPX-GMM50 Speaker assignment

GMC Terrain 2018 with RPO UQA & IOS/IOT/IO6

Amplifer Location: Front Floor of Center Console

16 Pin Amplifier Bypass Harness (Factory Amp Location)				8 Pin Amplifier Bypass Harness (Factory Amp Location)			
Speaker Location	Label Name	Axxess Color	Polarity	Speaker Location	Label Name	Axxess Color	Polarity
N/A	SPK1	PINK	+	Right Front	SPK 09	RED	+
		PINK/BLACK	-			BLACK	-
Right Front Tweet	SPK2	BLUE	+	N/A	SPK 10	GRAY	+
		BLUE/BLACK	-			GRAY/BLACK	-
Left Front Tweet	SPK3	RED/WHITE	+	Left Front	SPK 11	WHITE	+
		RED/BLACK	-			WHITE/BLACK	-
Right Rear	SPK4	PURPLE	+				
		PURPLE/BLACK	-				
Left Rear	SPK5	GREEN	+				
		GREEN/BLACK	-				
N/A	SPK6	ORANGE	+				
		ORANGE/BLACK	-				
Center	SPK7	ORANGE	+				
		ORANGE/BLACK	-				
N/A	SPK8	YELLOW	+				
		YELLOW/BLACK	-				





AXDSPX-GMM50 Speaker assignment

GMC Yukon/XL 2015-20 with RPO UQA/UQH/UQS

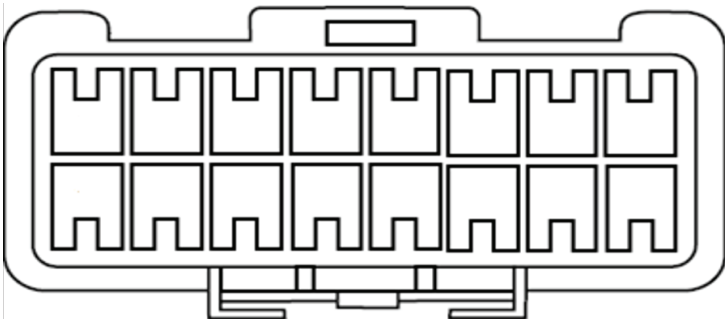
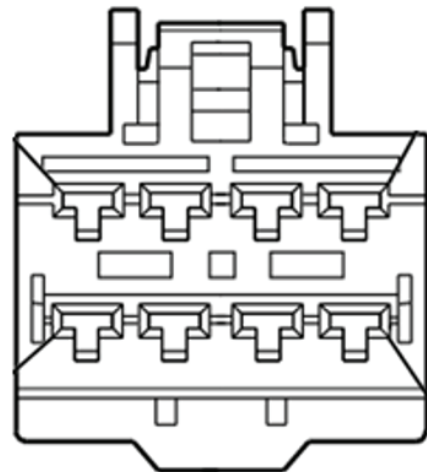
Amplifier Location: Left Rear, Behind Quarter Panel

16 Pin Amplifier Bypass Harness (Factory Amp Location)

8 Pin Amplifier Bypass Harness (Factory Amp Location)

Speaker Location	Label Name	Axxess Color	Polarity
left Front Tweeter	SPK1	PINK	+
		PINK/BLACK	-
Center	SPK2	BLUE	+
		BLUE/BLACK	-
Left Rear Mid	SPK3	RED/WHITE	+
		RED/BLACK	-
Right Front Tweeter	SPK4	PURPLE	+
		PURPLE/BLACK	-
Left Front Tweeter	SPK5	GREEN	+
		GREEN/BLACK	-
Right Rear	SPK6	ORANGE	+
		ORANGE/BLACK	-
Left Rear	SPK7	ORANGE	+
		ORANGE/BLACK	-
N/A	SPK8	YELLOW	+
		YELLOW/BLACK	-

Speaker Location	Label Name	Axxess Color	Polarity
Right Front	SPK 09	RED	+
		BLACK	-
N/A	SPK 10	GRAY	+
		GRAY/BLACK	-
Left Front	SPK 11	WHITE	+
		WHITE/BLACK	-



What Fits My Vehicle? See the [Vehicle Fit Guide](#) at AxxessInterfaces.com



© COPYRIGHT 2024 METRA ELECTRONICS CORPORATION