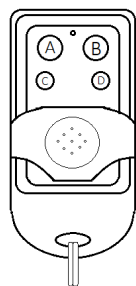
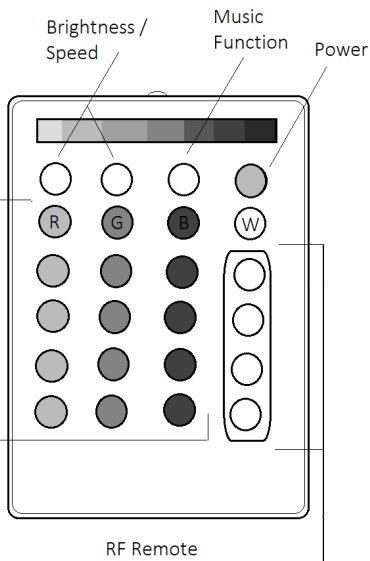
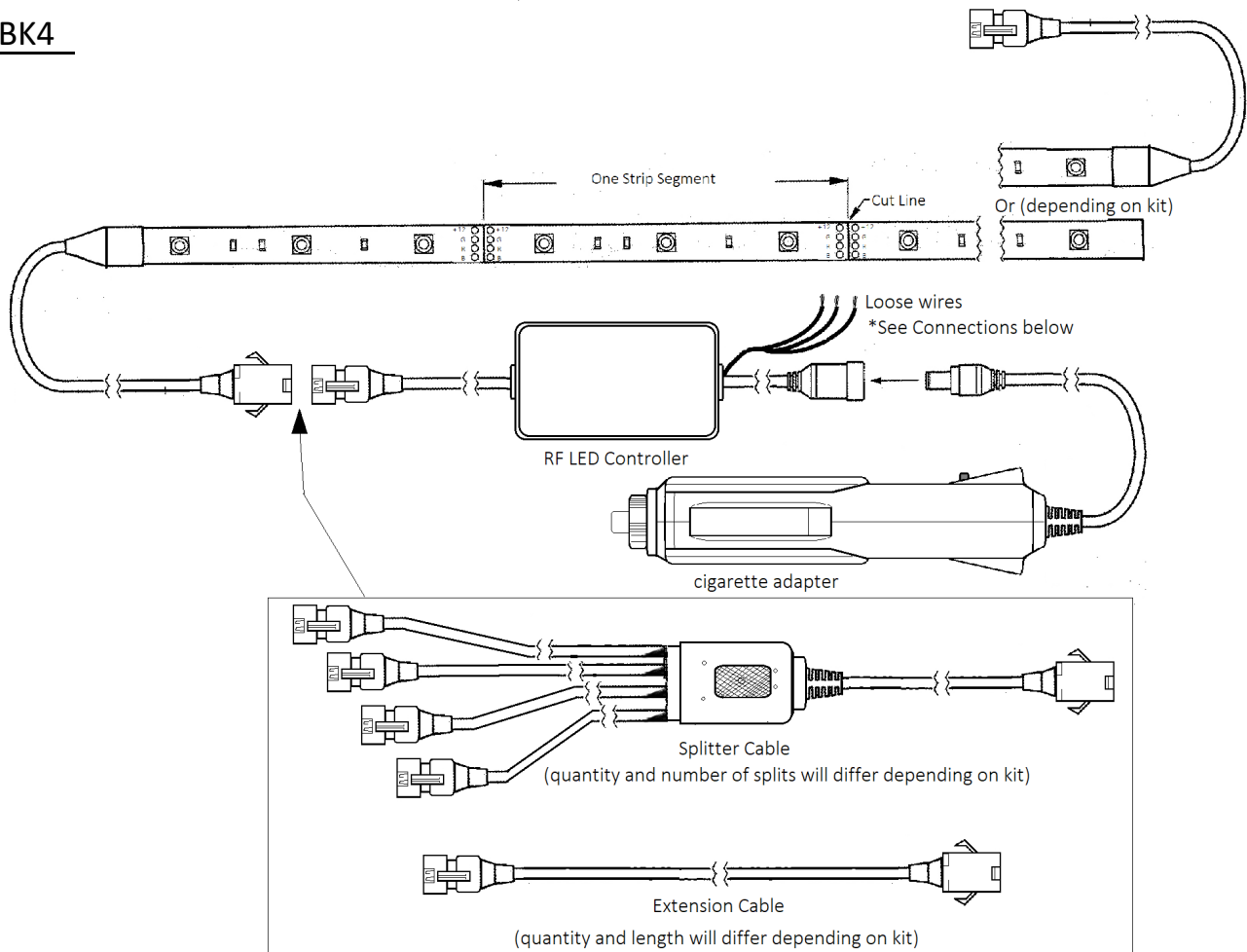


DAYTONA LIGHTS™

DL-RGBK4



- RF Key Fob
- A: Activate music function
 - B: Power
 - C: Activate color mode and Changes color
 - D: Patterns

After thoroughly cleaning mounting surface, remove the protective tape and stick the LED strip to the mounting surface.

<p><u>Connections</u></p> <p>*Use cigarette adapter or loose wires</p> <p><u>Loose Wires:</u> Red - 12V+ Black - Chassis Ground Blue - Brake Trigger</p>	<p><u>Brake Trigger:</u> Connect the blue wire to the 12V+ brake light wire. When the brake light is activated, the LEDs will switch to red. LEDs will return to previous state once the brake is released.</p>
--	---

Single color Selection

4 Color Changing Modes