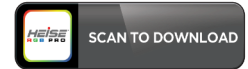




4 Pack rock light kit

Wide angle 160°

Visit [HeiseLED.com](https://www.HeiseLED.com) to view the available installation parts and accessories.



Part Components


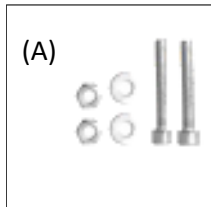
- (4) LED rock lights
- (4) Curved rubber bases
- (4) Sets of mounting hardware
- (1) Heise Connect controller
- (1) RF remote
- (4) 10ft extension cables
- (1) Drill template
- (2) Cable caps

Product Features

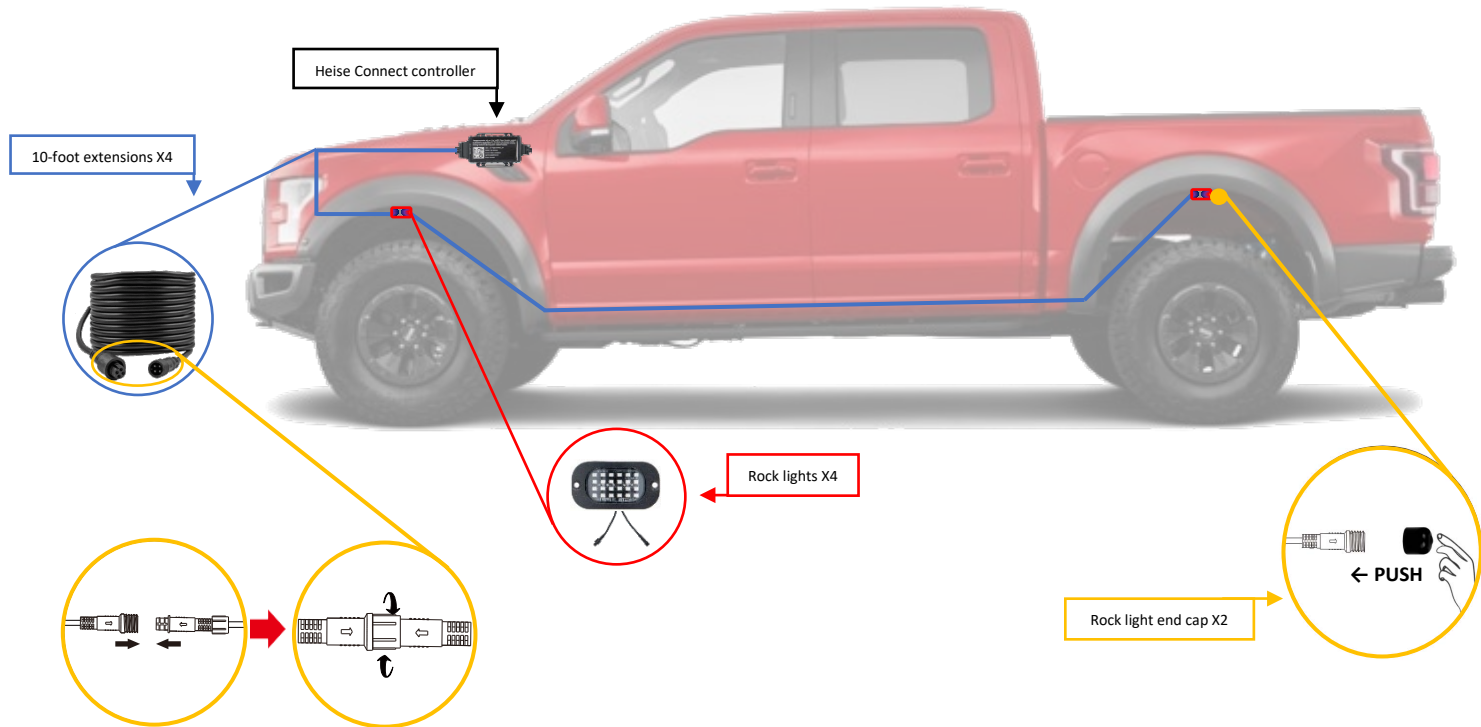
- Quickly and easily add brilliant accent lighting to any vehicle with this Wide Angle Rock Light Kit. This kit includes eight rock lights along with a Heise Connect Controller and mounting bases. Each light has an improved output angle over traditional rock lights, are daisy-chainable, and are controlled via the Heise Connect mobile app.
- Polycarbonate lens
- Aluminum alloy body

What's in the box:

(A) Mounting Hardware, (B) Drill template, (C) Heise connect controller and remote, (D) Extension cables, (E) Rock lights and Bases



Wiring layout





Mounting:

- With the drill template, mark the (2) outer holes for the screws. Use a 5/32" drill bit to drill these mounting holes.

A) For flat surface mounting, mark the center hole in the drill template for the cable to pass through. Use a 1/2" drill bit to drill the access hole.

B) For curved surfaces (using the curved rubber base) either create an access hole (see option A) or route the cables in the channels on the rear of the base.

- Insert the hex head bolt and tighten the rock light to the vehicle, using a 3mm Allen key and 7mm wrench.



Set the pixel count to 30 for Rock lights

