

## ONE YEAR LIMITED WARRANTY

Metra Electronics Corporation warrants the original owner that this product will be free of defects in material or workmanship for the period of one year from the date of original purchase, if (i) the allegedly defective product has not been abused, misused or improperly maintained and or repaired during the warranty period, (ii) the defect is not caused by flooding, fire, explosion, earthquakes or similar phenomenon, and (iii) the defect is not caused by improper use, in order to obtain warranty service, contact your Metra Powersports Authorized Retailer.

Metra Electronics Corporation will, at its option, repair or replace the product free of charge.

To the full extent allowed by law, Metra Electronics Corporation excludes and disclaims liability, whether based in contract or tort (including negligence for any consequential, indirect incidental or special damages of any nature arising out of the sale, maintenance, use or failure of this product, even if Metra Electronics Corporation has been advised of the possibility of such damages in advance, and Metra Electronics Corporation limits its liability to replacement, repair or refund of the purchase price paid, at Metra's option.)

Some states do not allow limitations on how long an implied warranty lasts and/or do not allow the exclusion or limitation of incidental or consequential damages, so the above limitation on implied warranty and incidental or consequential damages may not apply to you. This warranty gives you specific legal rights you may have other rights, which vary from state to state.

460 Walker Street, Holly Hill, FL 32117

1-800-221-0932

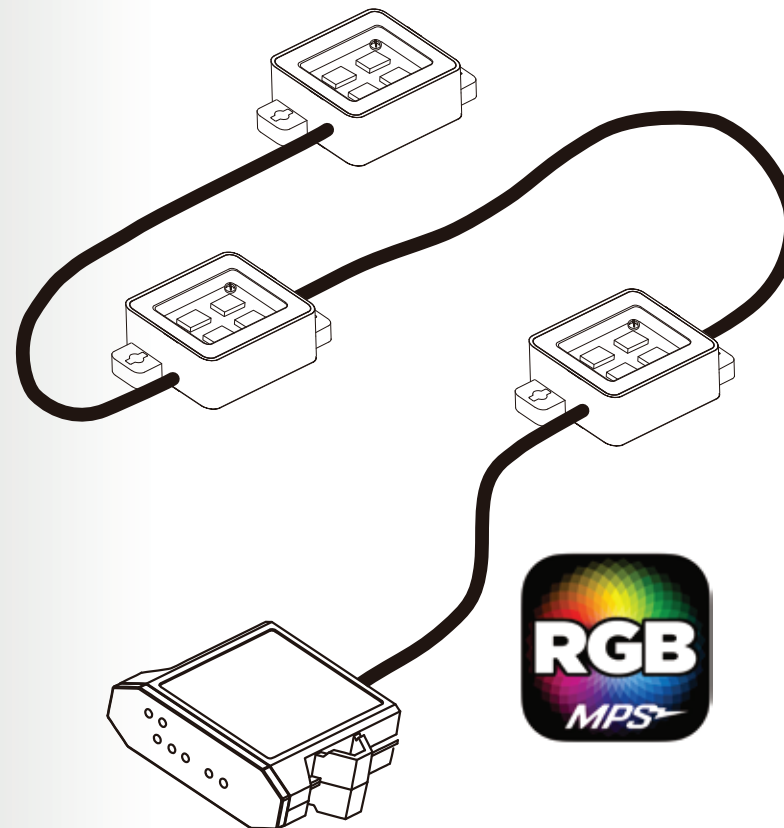
[www.MetraOnline.com](http://www.MetraOnline.com)



11/07/2018



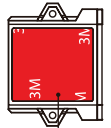
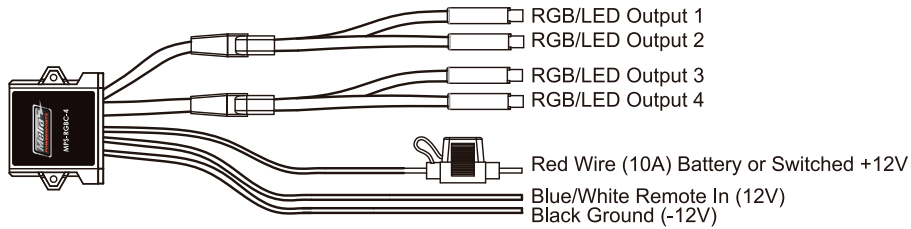
## MPS-RGBWWK



## WHEEL WELL LED LIGHT KIT USER MANUAL

## MPS-RGBWWK

### RGB/LED 4 OUTPUT CONTROLLER



3M Tape on the back

**NOTE: This controller can ONLY output 10A total current! Make sure to calculate LED current draw**

## Introduction

The MPS-RGBWWK Mobile RGB LED Controller uses advanced PWM (Pulse Width Modulation) digital control technology for precise and accurate color management. The controller can ONLY be operated using the RGB-MPS LED phone app. This app is available for both IOS and Android




NOTE: The MPS-RGBWWK must operate at 11-14VDC - Ensure you are using LED strips, OR speakers with LEDS which matches the output voltage/current of the controller.

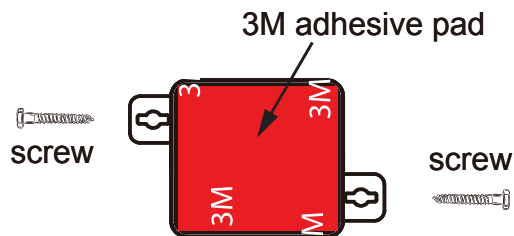
## (2) extra72" extension cables included



## (20) 6" cable ties

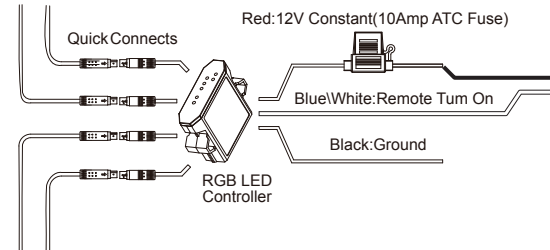


## MOUNTING OPTIONS

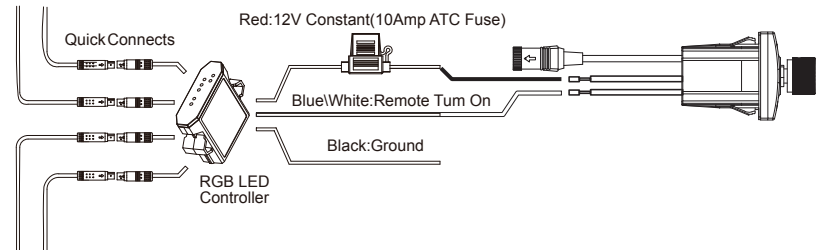


## MPS-RGBWWK WIRING INSTALLATION GUIDE

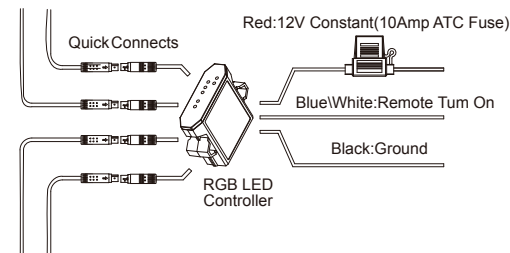
- 1) Ignition turns on control box:
  - Red wire to 12 volt constant wire
  - Blue/White wire to 12 volt accessory wire
  - Black wire to (-) ground



- 2) MPS-BTR (Snap-in Bluetooth controller) turns on control box:
  - Red wire to 12 volt constant wire
  - Blue/White wire to Blue wire of the MPS-BTR
  - Black wire to (-) ground



- 3) Remote mounted on/off switch turns on control box:
  - Red wire to 12 volt constant wire
  - Blue/White wire to an on/off switch, other side of switch to a fused 12 volt constant wire
  - Black wire to (-) ground



# MPS-RGBWWK LED CONTROLLER PHONE APP

Click to show the controller list

Switch the color wheel

Frequent used color (can be changed)

Classic colors

Click to shift the Functions

Click to display settings list

Pick up a color from the picture

Adjust the color

Click square icon to adjust the color

Controller list

Previous Track

Next Track

Random Mode

Pause or play

Color change according to the music via device play list

Color change according to the surrounding music via your device microphone

Rolling selection mode

Adjust the speed



# LED CONTROLLER INTRODUCTION/SETUP

## MPS-RGBWWK WIRING INSTALLATION GUIDE

